



**SOUTHERN POWER DISTRIBUTION COMPANY OF A.P LIMITED  
CORPORATE OFFICE::TIRUPATI**

**From**  
**The Chief General Manager,**  
**EC&QC, APSPDCL,**  
**D.No :19-13-65/A,**  
**Tiruchanoor Road,**  
**Tirupati.**

**To**  
**Sri. Milind Deore,**  
**Director,**  
**Bureau Of Energy Efficiency (BEE),**  
**4th Floor, SewaBhawan,**  
**R.K.Puram, New Delhi - 110066**

**Lr.No: CGM/EC&QC/APSPDCL/TPT/EA/ F.No. 286 /D.No:43/22,Dt:14.03.2023.**

Sir,

**Sub:** APSPDCL-Energy Audit - Periodic Energy Accounting Report of APSPDCL for the period from 1<sup>st</sup> October' 22 to 31st December'22 (Q3 of FY 2022-23) – Submitted - Reg.

**Ref:-** Gazette notification dated 7<sup>th</sup> October, 2021

\*\*\*

In the reference cited, the Gazette notification dated 7<sup>th</sup> October, 2021, Bureau of Energy Efficiency (BEE) had issued regulation to Conduct Energy Audit in Electricity Distribution Companies (DISCOMs) under the purview of EC Act, 2001. As per regulation, all Electricity Distribution Companies are mandated to conduct annual energy audit and periodic energy accounting as per the notified timeline.

The Periodic Energy Accounting Report of APSPDCL for the period from 1<sup>st</sup> October '22 to 31st December '22 (Q3 of FY 2022-23) is herewith submitted.

Encl: Reports: 3 No.s

  
**CHIEF GENERAL MANAGER/ EC& QC  
TIRUPATI**

## General Information

1	Name of the DISCOM	SOUTHERN POWER DISTRIBUTION OF ANDHRA PRADESH LIMITED		
2	i) Year of Establishment	2000		
	ii) Government/Public/Private	Government		
3	DISCOM's Contact details & Address			
i	City/Town/Village	TIRUPATI		
ii	District	CHITTOOR		
iii	State	ANDHRA PRADESH	Pin	517503
iv	Telephone	0877-2284111	Fax	0877-2284111
4	Registered Office			
i	Company's Chief Executive Name	Sri.K.SANTHOSHA RAO,		
ii	Designation	CHAIRMAN AND MANAGING DIRECTOR		
iii	Address	D.No: 19-13-65/A, Tiruchanur road, Behind Srinivasa Kalyana Mandapam		
iv	City/Town/Village	Tirupati	P.O.	
v	District	Chittoor		
vi	State	ANDHRA PRADESH	Pin	517503
vii	Telephone	0877-2284111	Fax	0877-2284111
5	Nodal Officer Details*			
i	Nodal Officer Name (Designated at DISCOM's)	V.SURESH KUMAR		
ii	Designation	Chief General Manager, Energy Conservation & Quality Control		
iii	Address	D.No: 19-13-65/A, Tiruchanur road, Behind Srinivasa Kalyana Mandapam		
iv	City/Town/Village	Tirupati	P.O.	
v	District	Chittoor		
vi	State	ANDHRA PRADESH	Pin	517503
vii	Telephone	0877-2284111	Fax	0877-2284111
6	Energy Manager Details*			
i	Name	S.Soma Sekhar		
ii	Designation	Energy Manager	Whether EA or EM	EM
iii	EA/EM Registration No.	EA- 7172		
iv	Telephone	0877-2284111	Fax	0877-2284111
v	Mobile	9440817402	E-mail ID	<a href="mailto:de_om@apsodcl.in">de_om@apsodcl.in</a>
7	Period of Information			
	Year of (FY) information including Date and Month (Start & End)	1st October '22 - 31st December '22		

Performance Summary of Electricity Distribution Companies			
1	Period of Information Year of (FY) information including Date and Month (Start & End)	1st October '22 - 31st December '22	
2	Technical Details		
(a)	Energy Input Details		
(i)	Input Energy Purchase (From Generation Source)	Million kwh	6628.06
(ii)	Net input energy (at DISCOM Periphery after adjusting the transmission losses and energy traded)	Million kwh	5941.70
(iii)	Total Energy billed (is the Net energy billed, adjusted for energy traded))	Million kwh	5459.86
(b)	Transmission and Distribution (T&D) loss Details	Million kwh	481.84
		%	8.11%
	Collection Efficiency	%	58.07
(c)	Aggregate Technical & Commercial Loss	%	46.64

I/We undertake that the information supplied in this Document and Pro-forma is accurate to the best of my knowledge and if any of the information supplied is found to be incorrect and such information result into loss to the Central Government or State Government or any of the authority under them or any other person affected, I/we undertake to indemnify such loss.

Authorised Signatory and Seal



Name of Authorised Signatory


Name of the DISCOM:

Full Address:  
**CHIEF GENERAL MANAGER**  
**Quality Control & Energy Conservation**  
**APSPDCL, RUPATI**

Signature:-

Name of Energy Manager\*:

Registration Number:

  
**S. SOMA SEKHAR**  
**EA-7172**

Seal



C. Circle wise losses																				Commercial Parameter							
Sl. No	Name of circle	Circle code	Name of the Division	Consumer profile								Energy parameters						Losses		Billed Amount in Rs. Crore	Collected Amount in Rs. Crore	Collection Efficiency	AT & C loss (%)				
				2022-23 Q2 (October 2022 to December 2022)																							
				Consumer category	No of connection metered (Nos)	No of connection Un-metered (Nos)	Total Number of connections (Nos)	% of number of connections	Connected Load metered (MW)	Connected Load Un-metered (MW)	Total Connected Load (MW)	% of connected load	Input energy (MU)	Metered energy	Unmetered/assessment energy	Total energy	% of energy consumption	T&D loss (MU)	T&D loss (%)								
1	Nellore	04	Nellore Town	Residential	204612	0	204612	84%	491.22	0.000	491.221	76%	125.06	67.610	0.000	67.610	59%	9.74	7.79%	95.22	93.25	0.98	9.70				
				Agricultural	39	264	303	0%	0.14	1.11	1.256	0%		23.987	0	23.987	21%										
				Commercial/Industrial-LT	35811	0	35811	15%	109.33	0.000	109.328	17%		4.869	0.000	4.869	4%										
				Commercial/Industrial-HT	153	0	153	0%	28.91	0.000	28.911	4%		14.772	0.000	14.772	13%										
				Others	2844	0	2844	1%	12.41615	0.000	12.416	2%		4.083	0.000	4.083	4%										
				Sub-Total	243459	264	243723	100%	642.02	1.112	643.132	100%		125.0621463	115.321	0	115.321							100%			
2	Nellore	04	NELLORE RURALS	Residential	154673	0	154673	71%	135.05	0.000	135.054	29%	242.22	28.080	0.000	28.080	13%	20.90	8.63%	178.60	142.82	0.80	26.93				
				Agricultural	2055	42198	44253	20%	7.00	140.71	147.710	32%		46.315	34.046	80.361	36%										
				Commercial/Industrial-LT	13563	0	13563	6%	43.64	0.000	43.640	9%		4.620	0.000	4.620	2%										
				Commercial/Industrial-HT	180	0	180	0%	103.82	0.000	103.823	22%		68.567	0.000	68.567	31%										
				Others	4854	0	4854	2%	31.86469	0.000	31.865	7%		39.691	0.000	39.691	18%										
				Sub-Total	175325	42198	217523	100%	321.381	140.71	462.092	100%		242.2216143	187.273	34.046	221.319							100%			
3	Nellore	04	NAIDUPETA	Residential	141221	0	141221	71%	172.54	0	172.54241	30%	275.96	29.504	0.000	29.504	12%	22.12	8.02%	194.46	168.29	0.87	20.39				
				Agricultural	110	38721	38831	19%	0.45	146.91	147.36482	25%		0.045	11.473	11.518	5%										
				Commercial/Industrial-LT	14496	0	14496	7%	43.10	0	43.10464	7%		6.902	0.000	6.902	3%										
				Commercial/Industrial-HT	130	0	130	0%	180.40	0	180.397	31%		185.692	0.000	185.692	73%										
				Others	4714	0	4714	2%	37.71972	0	37.71972	6%		20.222	0.000	20.222	8%										
				Sub-Total	160671	38721	199392	100%	434.21	146.91	581.12859	100%		275.955	242.364	11.47311586	253.837							100%			
4	Nellore	04	KAVALI	Residential	215418	0	215418	70%	203.18	0	203.17765	34%	237.75	57.491	0.000	57.491	26%	20.36	8.56%	164.87	112.58	0.68	37.56				
				Agricultural	906	62597	63503	21%	3.31	232.78	236.08916	40%		20.879	48.143	69.023	32%										
				Commercial/Industrial-LT	21568	0	21568	7%	63.99	0	63.99411	11%		19.528	0.000	19.528	9%										
				Commercial/Industrial-HT	92	0	92	0%	40.34	0	40.342	7%		28.141	0.000	28.141	13%										
				Others	6490	0	6490	2%	51.8514	0	51.8514	9%		43.205	0.000	43.205	20%										
				Sub-Total	244474	62597	307071	100%	362.67899	232.77533	595.45432	100%		237.7466248	169.24	48.1430908	217.388							100%			
5	Nellore	04	GUDUR	Residential	116987	0	116987	70%	101.88	0	101.87558	29%	158.94	17.039	0.000	17.039	12%	12.74	8.02%	112.38	90.87	0.81	25.63				
				Agricultural	321	34686	35007	21%	1.31	133.98	135.29062	38%		22.514	18.945	41.459	28%										
				Commercial/Industrial-LT	11190	0	11190	7%	34.73	0	34.73558	10%		18.045	0.000	18.045	12%										
				Commercial/Industrial-HT	81	0	81	0%	56.56	0	56.564	16%		52.721	0.000	52.721	36%										
				Others	3939	0	3939	2%	25.62952	0	25.62952	7%		16.929	0.000	16.929	12%										
				Sub-Total	132518	34686	167204	100%	220.11289	133.98041	354.0933	100%		158.935	127.247	18.94483452	146.192							100%			
6	Nellore	04	ATMAKURU	Residential	71983	0	71983	65%	42.38	0	42.38057	25%	43.25	13.714	0.000	13.714	34%	3.11	7.18%	37.57	16.42	0.44	59.43				
				Agricultural	121	29163	29284	27%	0.48	105.47	105.94491	62%		0.045	20.283	20.328	51%										
				Commercial/Industrial-LT	5992	0	5992	5%	14.02	0	14.01592	8%		2.822	0.000	2.822	7%										
				Commercial/Industrial-HT	14	0	14	0%	1.91	0	1.91	1%		0.668	0.000	0.668	2%										
				Others	2738	0	2738	2%	6.31787	0	6.31787	4%		2.609	0.000	2.609	6%										
				Sub-Total	80848	29163	110011	100%	65.10086	105.46841	170.56927	100%		43.248	19.857	20.28333337	40.141							100%			
1	Nellore	04	Nellore Circle	Residential	904894	0	904894	73%	1146.2509	0	1146.25094	41%	1083.17	213.44	0.00	213.437	21%	88.97	8.21%	783.11	624.24	0.80	26.83				
				Agricultural	3552	207629	211181	17%	12.694	760.962	773.65534	28%		113.78	132.89	246.675	25%										
				Commercial/Industrial-LT	102620	0	102620	8%	308.81702	0	308.81702	11%		56.79	0.00	56.786	6%										
				Commercial/Industrial-HT	650	0	650	0%	411.947	0	411.947	15%		350.56	0.00	350.561	35%										
				Others	25579	0	25579	2%	165.79935	0	165.79935	6%		126.74	0.00	126.738	13%										
				Sub-Total	1037295	207629	1244924	100%	2045.508	760.96167	2806.46965	100%		1083.168385	861.31	132.89	994.198							100%			



C. Circle wise losses																			Commercial Parameter				
Sl. No	Name of circle	Circle code	Name of the Division	2022-23 Q2 (October 2022 to December 2022)										Losses				Billed Amount in Rs. Crore	Collected Amount in Rs. Crore	Collection Efficiency	AT & C loss (%)		
				Consumer profile								Energy parameters				T&D loss (MU)	T&D loss (%)						
				Consumer category	No of connection metered (Nos)	No of connection Un-metered (Nos)	Total Number of connections (Nos)	% of number of connections	Connected Load metered (MW)	Connected Load Un-metered (MW)	Total Connected Load (MW)	% of connected load	Input energy (MU)	Metered energy	Unmetered/as assessment energy							Total energy	% of energy consumption
7	Tirupati	05	TIRUPATI TOWN	Residential	264494	0	264494	84%	642.11	0	642.10932	64%	240.8668933	58.006	0.000	58.006	26%	16.91	7.02%	154.38	151.94	98.42	8.49
				Agricultural	54	5569	5623	2%	0.21	20.20	20.40762	2%		0.129	2.312	2.441	1%						
				Commercial/Industrial-LT	38369	0	38369	12%	159.55	0	159.54921	16%		27.964	0.000	27.964	12%						
				Commercial/Industrial-HT	345	0	345	0%	126.05	0	126.051	13%		99.822	0.000	99.822	45%						
				Others	4514	0	4514	1%	49.09157	0	49.09157	5%		35.728	0.000	35.728	16%						
				Sub-Total	307776	5569	313345	100%	977.01185	20.19687	997.20872	100%		240.8668933	221.649	2.31239212	223.961						
8	Tirupati	05	TIRUPATI RURALS	Residential	143508	0	143508	68%	199.75	0	199.7467	31%	270.4967616	30.255	0.000	30.255	12%	22.36	8.27%	152.75	105.03	0.69	36.93
				Agricultural	400	44877	45277	22%	1.67	174.80	176.46634	28%		0.048	21.149	21.197	9%						
				Commercial/Industrial-LT	15684	0	15684	7%	54.56	0	54.55946	9%		8.279	0.000	8.279	3%						
				Commercial/Industrial-HT	134	0	134	0%	181.34	0	181.335	28%		176.994	0.000	176.994	71%						
				Others	5369	0	5369	3%	24.2588	0	24.2588	4%		11.409	0.000	11.409	5%						
				Sub-Total	165095	44877	209972	100%	461.56654	174.79976	636.3663	100%		270.4967616	226.985	21.14903382	248.134						
9	Tirupati	05	PUTTUR	Residential	168807	0	168807	65%	173.28	0	173.28017	24%	223.335101	2.030	0.000	2.030	1%	17.66	7.91%	164.61	92.87	0.56	48.04
				Agricultural	331	61078	61409	24%	1.33	242.39	243.7145	33%		0.027	24.317	24.344	12%						
				Commercial/Industrial-LT	21859	0	21859	8%	69.22	0	69.21841	9%		4.340	0.000	4.340	2%						
				Commercial/Industrial-HT	243	0	243	0%	218.33	0	218.333	30%		167.000	0.000	167.000	81%						
				Others	8012	0	8012	3%	31.37613	0	31.37613	4%		7.961	0.000	7.961	4%						
				Sub-Total	199252	61078	260330	100%	493.53638	242.38583	735.92221	100%		223.335101	181.358	24.31668911	205.675						
10	Tirupati	05	PILERU	Residential	101008	0	101008	66%	109.82	0	109.82471	28%	69.61235397	24.424	0.000	24.424	38%	5.68	8.16%	61.26	20.07	0.33	69.91
				Agricultural	37	37766	37803	25%	0.15	191.47	191.61293	49%		0.083	23.464	23.547	37%						
				Commercial/Industrial-LT	10236	0	10236	7%	29.20	0	29.20473	7%		6.696	0.000	6.696	10%						
				Commercial/Industrial-HT	24	0	24	0%	6.35	0	6.346	2%		2.005	0.000	2.005	3%						
				Others	4985	0	4985	3%	57.42109	0	57.42109	15%		7.260	0.000	7.260	11%						
				Sub-Total	116290	37766	154056	100%	202.94276	191.4667	394.40946	100%		69.61235397	40.469	23.46371677	63.932						
11	Tirupati	05	MADANAPALE	Residential	326447	0	326447	69%	289.41	0	289.41057	25%	320.1831715	68.882	0.000	68.882	23%	26.51	8.28%	219.21	87.90	0.40	63.22
				Agricultural	327	98804	99131	21%	1.70	567.36	569.06762	50%		0.929	48.521	49.450	17%						
				Commercial/Industrial-LT	38571	0	38571	8%	113.33	0	113.3344	10%		24.237	0.000	24.237	8%						
				Commercial/Industrial-HT	170	0	170	0%	63.55	0	63.55	6%		27.620	0.000	27.620	9%						
				Others	11983	0	11983	3%	109.26098	0	109.26098	10%		123.483	0.000	123.483	42%						
				Sub-Total	377498	98804	476302	100%	577.25964	567.36393	1144.62357	100%		320.1831715	245.150	48.52098379	293.671						
12	Tirupati	05	CHITTOOR TOWN	Residential	127785	0	127785	68%	181.32	0	181.32259	37%	163.8736107	52.402	0.000	52.402	35%	15.09	9.21%	97.86	58.78	0.60	45.47
				Agricultural	152	35585	35737	19%	0.62	162.40	163.01747	33%		0.100	23.597	23.698	16%						
				Commercial/Industrial-LT	18879	0	18879	10%	70.53	0	70.53155	14%		24.521	0.000	24.521	16%						
				Commercial/Industrial-HT	252	0	252	0%	61.24	0	61.242	12%		35.858	0.000	35.858	24%						
				Others	4938	0	4938	3%	16.20284	0	16.20284	3%		12.304	0.000	12.304	8%						
				Sub-Total	152006	35585	187591	100%	329.92043	162.39602	492.31645	100%		163.8736107	125.185	23.59718135	148.783						
13	Tirupati	05	CHITTOOR RURALS	Residential	59201	0	59201	63%	41.77	0	41.77253	15%	138.0997554	14.314	0.000	14.314	11%	11.13	8.06%	76.20	36.20	0.48	56.32
				Agricultural	86	27533	27619	29%	0.46	142.78	143.24273	53%		0.222	18.461	18.683	15%						
				Commercial/Industrial-LT	4925	0	4925	5%	18.67	0	18.6721	7%		5.896	0.000	5.896	5%						
				Commercial/Industrial-HT	80	0	80	0%	58.64	0	58.644	23%		83.599	0.000	83.599	66%						
				Others	2590	0	2590	3%	9.77108	0	9.77108	4%		4.476	0.000	4.476	4%						
				Sub-Total	66882	27533	94415	100%	129.31926	142.78318	272.10244	100%		138.0997554	108.508	18.46075663	126.968						
1	Tirupati	04	Tirupati Circle	Residential	1191250	0	1191250	70%	1637.4666	0	1637.46659	35%	1426.467647	250.31342	0	250.3134235	19%	115.34	8.09%	926.29	552.79	0.60	45.15
				Agricultural	1387	311212	312599	18%	6.13692	1501.39229	1507.52921	32%		1.5389768	161.821	163.3597303	12%						
				Commercial/Industrial-LT	148523	0	148523	9%	515.06986	0	515.06986	11%		101.93413	0	101.9341328	8%						
				Commercial/Industrial-HT	1248	0	1248	0%	715.501	0	715.501	15%		592.89707	0	592.8970656	45%						
				Others	42391	0	42391	2%	297.38249	0	297.38249	6%		202.62082	0	202.620821	15%						
				Sub-Total	1384799	311212	1696011	100%	3171.5563	1501.39229	4672.94915	100%		1426.467647	1149.3044	161.8207536	1311.125173						

C. Circle wise losses																			Commercial Parameter							
Sl. No	Name of circle	Circle code	Name of the Division	2022-23 Q2 (October 2022 to December 2022)										Energy parameters				Losses		Billed Amount in Rs. Crore	Collected Amount in Rs. Crore	Collection Efficiency	AT & C loss (%)			
				Consumer profile								Billed energy (MU)				T&D loss (MU)	T&D loss [%]									
				Consumer category	No of connection metered (Nos)	No of connection Un-metered (Nos)	Total Number of connections (Nos)	% of number of connections	Connected Load metered (MW)	Connected Load Un-metered (MW)	Total Connected Load (MW)	% of connected load	Input energy (MU)	Metered energy	Unmetered/as assessment energy			Total energy	% of energy consumption							
14	Kadapa	06	RAYACHOTY	Residential	108823	0	108823	70%	122.24	0	122.2352	39%	53.688	22.501	0.000	22.501	45%	3.94	7.35%	41.11	21.83	0.53	50.80			
				Agricultural	13	31416	31429	20%	0.03	146.06	146.09636	48%		0.016	14.036	14.053	28%									
				Commercial/Industrial-LT	9742	0	9742	6%	29.27	0	29.27142	9%		5.406	0.000	5.406	11%									
				Commercial/Industrial-HT	34	0	34	0%	6.40	0	6.396	2%		2.788	0.000	2.788	6%									
				Others	4418	0	4418	3%	12.12465	0	12.12465	4%		4.996	0.000	4.996	10%									
				Sub-Total	123030	31416	154446	100%	170.06159	146.06204	316.12363	100%		53.688	35.707	14.0362772	49.743							100%		
15	Kadapa	06	RAJAMPET	Residential	128710	0	128710	69%	150.21	0	150.2087	31%	112.7	35.260	0.000	35.260	34%	8.96	7.95%	82.78	48.25	0.58	46.35			
				Agricultural	15	38115	38130	21%	0.08	239.93	240.00908	49%		0.006	24.912	24.918	24%									
				Commercial/Industrial-LT	13080	0	13080	7%	37.11	0	37.11288	8%		8.523	0.000	8.523	8%									
				Commercial/Industrial-HT	26	0	26	0%	15.58	0	15.575	3%		10.427	0.000	10.427	10%									
				Others	5426	0	5426	3%	41.99299	0	41.99299	9%		24.613	0.000	24.613	24%									
				Sub-Total	147257	38115	185372	100%	244.97288	239.92577	484.89865	100%		112.7	78.229	24.91177937	103.741							100%		
16	Kadapa	06	PULIVENDULA	Residential	76747	0	76747	65%	89.83	0	89.82558	21%	110.89	19.297	0.000	19.297	19%	10.23	9.22%	88.08	40.74	0.46	58.01			
				Agricultural	29	30596	30625	26%	0.21	247.02	247.2286	58%		0.017	35.585	35.602	35%									
				Commercial/Industrial-LT	6849	0	6849	6%	19.97	0	19.96894	5%		4.616	0.000	4.616	5%									
				Commercial/Industrial-HT	36	0	36	0%	30.72	0	30.723	7%		34.752	0.000	34.752	35%									
				Others	3148	0	3148	3%	36.17553	0	36.17553	9%		6.398	0.000	6.398	6%									
				Sub-Total	86809	30596	117405	100%	176.89895	247.0227	423.92165	100%		110.89	65.080	35.58502076	100.665							100%		
17	Kadapa	06	PRODDATUR	Residential	185151	0	185151	77%	217.62	0	217.61509	31%	316.69	41.013	0.000	41.013	14%	25.44	8.03%	223.27	152.92	0.68	37.01			
				Agricultural	58	24490	24548	10%	0.28	124.96	125.2363	18%		0.059	26.077	26.136	9%									
				Commercial/Industrial-LT	24709	0	24709	10%	88.22	0	88.21505	13%		14.951	0.000	14.951	5%									
				Commercial/Industrial-HT	79	0	79	0%	147.18	0	147.178	21%		173.933	0.000	173.933	60%									
				Others	5048	0	5048	2%	126.35779	0	126.35779	18%		35.219	0.000	35.219	12%									
				Sub-Total	215045	24490	239535	100%	579.64431	124.95792	704.60223	100%		316.69	265.174	26.077103	291.251							100%		
18	Kadapa	06	MYDUKUR	Residential	129886	0	129886	68%	121.38	0	121.37812	27%	96.98	28.593	0.000	28.593	32%	7.82	8.06%	81.02	35.89	0.44	59.27			
				Agricultural	52	44327	44379	23%	0.35	271.13	271.48243	61%		0.209	42.357	42.567	48%									
				Commercial/Industrial-LT	10752	0	10752	6%	31.79	0	31.78755	7%		7.091	0.000	7.091	8%									
				Commercial/Industrial-HT	25	0	25	0%	8.09	0	8.087	2%		4.707	0.000	4.707	5%									
				Others	5310	0	5310	3%	14.71205	0	14.71205	3%		6.206	0.000	6.206	7%									
				Sub-Total	146025	44327	190352	100%	176.31237	271.13478	447.44715	100%		96.98	46.806	42.35723069	89.163							100%		
19	Kadapa	06	KADAPA	Residential	161278	0	161278	81%	290.75	0	290.75198	58%	115.485	37.925	0.000	37.925	36%	9.03	7.82%	83.83	67.36	0.80	25.93			
				Agricultural	46	11145	11191	6%	0.30	75.65	75.95077	15%		0.070	12.193	12.263	12%									
				Commercial/Industrial-LT	23311	0	23311	12%	74.34	0	74.33917	15%		17.068	0.000	17.068	16%									
				Commercial/Industrial-HT	126	0	126	0%	29.41	0	29.406	6%		13.948	0.000	13.948	13%									
				Others	3714	0	3714	2%	33.69736	0	33.69736	7%		25.253	0.000	25.253	24%									
				Sub-Total	188475	11145	199620	100%	428.49814	75.64714	504.14528	100%		115.485	94.264	12.19279124	106.457							100%		
1	Kadapa	04	Kadapa Circle	Residential	790595	0	790595	73%	992.01467	0	992.01467	34%	806.433	184.589	0	184.588784	25%	65.41	8.11%	600.10	366.99	0.61	43.81			
				Agricultural	213	180089	180302	17%	1.25319	1104.75035	1106.00354	38%		0.378	155.1602128	155.5381307	21%									
				Commercial/Industrial-LT	88443	0	88443	8%	280.69501	0	280.69501	10%		57.654	0	57.6541151	8%									
				Commercial/Industrial-HT	326	0	326	0%	237.365	0	237.365	8%		240.554	0	240.5539623	32%									
				Others	27064	0	27064	2%	265.06037	0	265.06037	9%		102.685	0	102.6845323	14%									
Sub-total				Kadapa Circle Total				906641	180089	1086730	100%	1776.3882	1104.75035	2881.13859	100%	806.433	585.859	155.1602128	741.0195244	100%	65.41	8.11%	600.10	366.99	61.16	43.81



C. Circle wise losses																				Commercial Parameter			
Sl. No	Name of circle	Circle code	Name of the Division	2022-23 Q2 (October 2022 to December 2022)										Losses				Billed Amount in Rs. Crore	Collected Amount in Rs. Crore	Collection Efficiency	AT & C loss (%)		
				Consumer profile				Energy parameters						Billed energy (MU)		T&D loss (MU)	T&D loss (%)						
				Consumer category	No of connection metered (Nos)	No of connection Un-metered (Nos)	Total Number of connections (Nos)	% of number of connections	Connected Load metered (MW)	Connected Load Un-metered (MW)	Total Connected Load (MW)	% of connected load	Input energy (MU)	Metered energy	Unmetered/assessment energy							Total energy	% of energy consumption
20	Ananthapur	07	KALYANDURG	Residential	163303		163303	62%	76.77	0	76.77363	13%	156.432	31.286	0.000	31.286	22%	12.49	7.98%	161.13	58.74	0.36	66.45
				Agricultural	20	80940	80960	31%	0.10	371.10	371.1965	64%		0.023	77.343	77.366	54%						
				Commercial/Industrial-LT	14134	0	14134	5%	32.85	0	32.85415	6%		7.761	0.000	7.761	5%						
				Commercial/Industrial-HT	110	0	110	0%	38.88	0	38.881	7%		15.108	0.000	15.108	10%						
				Others	3738	0	3738	1%	56.79227	0	56.79227	10%		12.422	0.000	12.422	9%						
				Sub-Total	181305	80940	262245	100%	205.39728	371.10027	576.49755	100%		156.432	66.600	77.34250503	143.943						
21	Ananthapur	07	KADIRI	Residential	185782	0	185782	70%	111.42	0	111.42324	20%	125.165	30.087	0.000	30.087	26%	10.06	8.03%	118.01	40.00	0.34	68.83
				Agricultural	60	56839	56899	21%	0.28	302.39	302.66642	53%		0.008	42.051	42.059	37%						
				Commercial/Industrial-LT	18004	0	18004	7%	42.01	0	42.01174	7%		8.484	0.000	8.484	7%						
				Commercial/Industrial-HT	41	0	41	0%	12.37	0	12.367	2%		4.878	0.000	4.878	4%						
				Others	5458	0	5458	2%	97.86613	0	97.86613	17%		29.600	0.000	29.600	26%						
				Sub-Total	209345	56839	266184	100%	263.9464	302.38813	566.33453	100%		125.165	73.057	42.0561863	115.108						
22	Ananthapur	07	HINDUPUR	Residential	196574	0	196574	72%	110.23	0	110.22816	13%	547.2166676	29.346	0.000	29.346	6%	45.21	8.26%	377.32	258.71	0.69	37.10
				Agricultural	229	45723	45952	17%	1.32	253.56	254.88627	30%		0.157	56.935	57.091	11%						
				Commercial/Industrial-LT	25191	0	25191	9%	73.39	0	73.38912	9%		14.552	0.000	14.552	3%						
				Commercial/Industrial-HT	215	0	215	0%	333.62	0	333.621	39%		382.376	0.000	382.376	76%						
				Others	5632	0	5632	2%	90.85618	0	90.85618	11%		18.645	0.000	18.645	4%						
				Sub-Total	227841	45723	273564	100%	609.41915	253.56158	862.98073	100%		547.2166676	445.076	56.93452966	502.011						
23	Ananthapur	07	GOOTY	Residential	196034	0	196034	70%	136.90	0	136.90124	16%	327.8083908	50.617	0.000	50.617	17%	26.95	8.22%	250.27	163.43	0.65	40.07
				Agricultural	12	55718	55730	20%	0.05	308.67	308.71847	36%		0.042	52.364	52.405	17%						
				Commercial/Industrial-LT	24205	0	24205	9%	109.31	0	109.3071	13%		32.683	0.000	32.683	11%						
				Commercial/Industrial-HT	131	0	131	0%	128.92	0	128.916	15%		127.514	0.000	127.514	42%						
				Others	4431	0	4431	2%	164.59187	0	164.59187	19%		37.638	0.000	37.638	13%						
				Sub-Total	224813	55718	280531	100%	539.76545	308.66923	848.43468	100%		327.8083908	248.494	52.36363767	300.858						
24	Ananthapur	07	ANANTHAPUR RURAL	Residential	130902	0	130902	47%	67.83179	0	67.83179	8%	124.932	23.150	0	23.150	8%	9.85	7.88%	130.61	33.00	0.25	76.73
				Agricultural	85	63506	63591	23%	0.43792	312.76451	313.20243	37%		0.022	57.77406972	57.796	19%						
				Commercial/Industrial-LT	13559	0	13559	5%	35.96959	0	35.96959	4%		6.512	0	6.512	2%						
				Commercial/Industrial-HT	62	0	62	0%	12.881	0	12.881	2%		6.167	0	6.167	2%						
				Others	2882	0	2882	1%	39.03112	0	39.03112	5%		21.458	0	21.458	7%						
				Sub-Total	147490	63506	210996	100%	156.15142	312.76451	468.91593	100%		124.932	57.330	57.77406972	115.084						
25	Ananthapur	07	ANANTHAPUR	Residential	209854	0	209854	75%	238.88	0	238.87815	42%	162.905	49.172	0.000	49.172	33%	12.75	7.83%	143.13	78.93	0.55	49.17
				Agricultural	42	36303	36345	13%	0.21	188.31	188.5119	33%		0.061	48.951	49.012	33%						
				Commercial/Industrial-LT	30067	0	30067	11%	91.45	0	91.4471	16%		24.162	0.000	24.162	16%						
				Commercial/Industrial-HT	97	0	97	0%	19.55	0	19.545	3%		4.510	0.000	4.510	3%						
				Others	3851	0	3851	1%	30.34213	0	30.34213	5%		23.297	0.000	23.297	16%						
				Sub-Total	243911	36303	280214	100%	380.4192	188.30508	568.72428	100%		162.905	101.201	48.95112918	150.152						
1	Ananthapur	04	Ananthapur Circle	Residential	1082449	0	1082449	69%	742.04	0	742.04	38%	1444.459058	213.658	0	213.658	16%	117.30	8.12%	1180.47	632.80	0.54	50.75
				Agricultural	448	339029	339477	22%	2.39	1736.79	4.79	0%		0.313	335.416	335.729	25%						
				Commercial/Industrial-LT	125160	0	125160	8%	384.98	0	384.98	20%		94.158	0	94.158	7%						
				Commercial/Industrial-HT	656	0	656	0%	546.21	0	546.21	28%		540.555	0	540.555	40%						
				Others	25992	0	25992	2%	479.4797	0	479.4797	25%		143.061	0	143.061	9%						
				Sub-Total	1234705.000	339029.000	1573734.000	100%	2155.099	1736.789	3891.888	100%		1444.459058	991.739	335.416	1327.155						
26	Kurnool	08	NANDYAL	Residential	292023	0	292023	74%	209.98	0	209.97949	27%	258.01	73.622	0.000	73.622	31%	20.84	8.08%	211.09	101.42	0.48	55.84
				Agricultural	46	63134	63180	16%	0.23	307.88	308.10932	40%		0.061	63.522	63.583	27%						
				Commercial/Industrial-LT	33329	0	33329	8%	127.15	0	127.15055	16%		24.417	0.000	24.417	10%						
				Commercial/Industrial-HT	144	0	144	0%	90.21	0	90.21	12%		59.713	0.000	59.713	25%						
				Others	6579	0	6579	2%	35.32041	0	35.32041	5%		15.834	0.000	15.834	7%						
				Sub-Total	332121	63134	395255	100%	462.89321	307.87656	770.76977	100%		258.01	173.646	63.52229802	237.169						
27	Kurnool	08	KURNOOL	Residential	232873	0	232873	82%	272.67	0	272.67234	49%	242.2	63.522	0.000	63.522	28%	19.15	7.91%	154.21	108.77	0.71	35.04
				Agricultural	87	11004	11091	4%	0.45	48.14	48.59438	9%		0.233	8.112	8.345	4%						
				Commercial/Industrial-LT	34976	0	34976	12%	111.18	0	111.18087	20%		25.207	0.000	25.207	11%						
				Commercial/Industrial-HT	159	0	159	0%	109.60	0	109.602	20%		112.124	0.000	112.124	50%						
				Others	3503	0	3503	1%	17.56386	0	17.56386	3%		13.854	0.000	13.854	6%						
				Sub-Total	271598	11004	282602	100%	511.46855	48.1449	559.61345	100%		242.2	214.940	8.111829416	223.052						



C. Circle wise losses																	Commercial Parameter						
Sl. No	Name of circle	Circle code	Name of the Division	2022-23 Q2 (October 2022 to December 2022)										Losses		Billed Amount in Rs. Crore	Collected Amount in Rs. Crore	Collection Efficiency	AT & C loss (%)				
				Consumer profile				Energy parameters						T&D loss (MU)	T&D loss (%)								
				Consumer category	No of connection metered (Nos)	No of connection Un-metered (Nos)	Total Number of connections (Nos)	% of number of connections	Connected Load metered (MW)	Connected Load Un-metered (MW)	Total Connected Load (MW)	% of connected load	Input energy (MU)							Billed energy (MU)		% of energy consumption	
										Metered energy	Unmetered/as sessment energy	Total energy											
28	Kurnool	08	DHONE	Residential	133177	0	133177	71%	69.80	0	69.79642	11%	267.18	25.410	0.000	25.410	10%	21.58	8.08%	213.34	27.81	0.13	88.02
				Agricultural	39	35590	35629	19%	0.16	166.11	166.27714	27%		0.040	37.260	37.300	15%						
				Commercial/Industrial-LT	14472	0	14472	8%	80.16	0	80.15658	13%		16.982	0.000	16.982	7%						
				Commercial/Industrial-HT	45	0	45	0%	59.60	0	59.603	10%		50.041	0.000	50.041	20%						
				Others	3177	0	3177	2%	242.45963	0	242.45963	39%		115.863	0.000	115.863	47%						
				Sub-Total	150910	35590	186500	100%	452.17956	166.11321	618.29277	100%		267.18	208.336	37.260	245.596						
29	Kurnool	08	ADONI	Residential	306456	0	306456	73%	154.70	0	154.69819	22%	255.05	55.491	0.000	55.491	24%	20.44	8.01%	208.67	117.77	0.56	48.09
				Agricultural	19	72961	72980	17%	0.07	281.32	281.38535	41%		0.953	73.467	74.420	32%						
				Commercial/Industrial-LT	32960	0	32960	8%	70.89	0	70.88721	10%		13.705	0.000	13.705	6%						
				Commercial/Industrial-HT	128	0	128	0%	42.70	0	42.695	6%		26.732	0.000	26.732	11%						
				Others	6216	0	6216	1%	140.09127	0	140.09127	20%		64.261	0.000	64.261	27%						
				Sub-Total	345779	72961	418740	100%	408.43844	281.31858	689.75702	100%		255.05	161.141	73.467	234.608						
30	Kurnool Rural	Kurnool Rural	Residential	141909	0	141909	34%	69.39629	0	69.39629	10%	158.73	32.856	0.000	32.856	14%	12.79	8.06%	159.31	43.93	0.28	74.65	
			Agricultural	39	28418	28457	7%	0.16785	111.78691	111.95476	16%		0.000	34.882	34.882	15%							
			Commercial/Industrial-LT	15105	0	15105	4%	32.47095	0	32.47095	5%		7.088	0.000	7.088	3%							
			Commercial/Industrial-HT	25	0	25	0%	3.955	0	3.955	1%		1.752	0.000	1.752	1%							
			Others	3709	0	3709	1%	174.56517	0	174.56517	25%		69.359	0.000	69.359	30%							
			Sub-Total	160787	28418	189205	100%	280.55526	111.78691	392.34217	100%		158.73	111.055	34.882	145.937							100%
5	Kurnool	04	Kurnool Circle	Residential	1106438	0	1106438	102%	776.54	0	776.54	26%	1181.17	250.90	0	250.90	23%	94.81	8.03%	946.63	399.70	0.42	61.17
				Agricultural	230	211107	211337	19%	1.08	915.24	916.32	30%		1.29	217.243	218.530	20%						
				Commercial/Industrial-LT	130842	0	130842	12%	421.85	0	421.85	14%		87.40	0	87.399	8%						
				Commercial/Industrial-HT	501	0	501	0%	306.07	0	306.07	10%		250.36	0	250.361	23%						
				Others	23184	0	23184	2%	610.00	0	610.00	20%		279.17	0	279.172	26%						
				Sub-total	1261195	211107	1472302	135%	2115.54	915.24	3030.78	100%		1181.17	869.12	217.243	1086.363						
1	APSPDCL	04	APSPDCL	Residential	5075626	0	5075626	72%	5294.3111	0	5294.3111	35%	5941.70	1112.90	0.00	1112.90	20%	481.84	8.11%	4436.59	2576.53	0.58	46.64
				Agricultural	5830	1249066	1254896	18%	23.55776	6019.13	4308.29542	25%		117.30	1002.53	1119.83	21%						
				Commercial/Industrial-LT	595588	0	595588	8%	1911.4069	0	2296.38565	13%		397.93	0.00	391.41	7%						
				Commercial/Industrial-HT	3381	0	3381	0%	2217.089	0	2763.3	16%		1974.93	0.00	1968.76	36%						
				Others	144210	0	144210	2%	1817.7223	0	2297.20195	13%		854.28	0.00	832.82	15%						
				Sub-total	5824635	1249066	7073701	100%	11264.087	6019.13	17283.22027	100%		5941.698091	4457.33	1002.53	5459.86						

I/We undertake that the information supplied in this Document and Pro-forma is accurate to the best of my knowledge and if any of the information supplied is found to be incorrect and such information result into loss to the Central Government or State Government or any of the authority under them or any other person affected, I/we undertake to indemnify such loss.

Authorised Signatory and Seal

Name of Authorised Signatory

Name of the DISCOM:

Full Address:

**CHIEF GENERAL MANAGER**  
**Quality Control & Energy Conservation**  
**APSPDCL :: TIRUPATI**

Signature:-

Name of Energy Manager\*:

Registration Number:

*S. Soma Sekhar*  
**S. SOMA SEKHAR**  
**EA-7172**



**Form-Input energy(Details of Input energy & Infrastructure)**

**A. Summary of energy input & Infrastructure**

S.No	Parameters	Period	Remarks (Source of data)
		October '22 To December '22	
A.1	Input Energy purchased (MU)	6628.061	
A.2	Transmission loss (%)	2.00%	
A.3	Transmission loss (MU)	132.88	
A.4	Energy sold outside the periphery(MU)	0	
A.5	Open access sale (MU)	195.69	
A.6	EHT sale	1569.43	
A.7	Net input energy (received at DISCOM periphery or at distribution point)-(MU)	5941.69	
A.8	Is 100% metering available at 66/33 kV (Select yes or no from list)	Yes	
A.9	Is 100% metering available at 11 kV (Select yes or no from list)	Yes	
A.10	% of metering available at DT	0%	
A.11	% of metering available at consumer end	100%	
A.12	No of feeders at 66kV voltage level	0	
A.13	No of feeders at 33kV voltage level	704	
A.14	No of feeders at 11kV voltage level	5845	
A.15	No of LT feeders level	0	
A.16	Line length (ckt. km) at 66kV voltage level	0	
A.17	Line length (ckt. km) at 33kV voltage level	12990	
A.18	Line length (ckt. km) at 11kV voltage level	136982	
A.19	Line length (km) at LT level	166150	
A.20	Length of Aerial Bunched Cables	19938	
A.21	Length of Underground Cables	117	
A.22	HT/LT ratio	0.90	

**B. Meter reading of Input energy at injection points**

S.No	Zone	Circle	Voltage Level (KVA)	Division (KVA)	Sub Station (KVA)	Feeder ID	Feeder Name	Feeder Metering Status (Metered/ un-metered/ AMI/AMR)	Status of Meter (Functional/Non-functional)	Metering Date	Feeder Type (Agri/ Industrial/Mixed)	Status of Communication			Period from October '22 to December ' 22				Sales	Remarks (Source of data)
												Date of last actual meter reading/ communication	% data received through automatically if feeder AMR/AMI	Number of hours when meter was unable to communicate in period	Total Number of hours in the period	Meter S.No	CT/PT ratio	Import (MU)		
B.1		Ananthapur	132/33kV	HINDUPUR	Amarapuram		16MVA 132/33 kV Transformer#1	Metered	Functional	30.09.2022	Mixed	-	-	-	XD551482	1000	5.03			
B.2		Ananthapur	132/33kV	HINDUPUR	Amarapuram		16MVA 132/33 kV Transformer#2	Metered	Functional	30.09.2022	Mixed	-	-	-	XD551484	1000	4.95			
B.3		Ananthapur	132/33kV	HINDUPUR	Ammavarupalli		50MVA 132/33 kV Transformer#1	Metered	Functional	30.09.2022	Mixed	-	-	-	XD449180	3000	15.44			
B.4		Ananthapur	132/33kV	HINDUPUR	Ammavarupalli		50MVA 132/33 kV Transformer#2	Metered	Functional	30.09.2022	Mixed	-	-	-	XD449184	3000	15.77			
B.5		Ananthapur	132/33kV	HINDUPUR	Ammavarupalli		50MVA 132/33 kV Transformer#3	Metered	Functional	30.09.2022	Mixed	-	-	-	0	3000	0.00			
B.6		Ananthapur	132/33kV	HINDUPUR	Ananthapur		50MVA 132/33 kV Transformer#1	Metered	Functional	30.09.2022	Mixed	-	-	-	15462021	3000	28.20			
B.7		Ananthapur	132/33kV	HINDUPUR	Ananthapur		50MVA 132/33 kV Transformer#2	Metered	Functional	30.09.2022	Mixed	-	-	-	15461988	3000	25.87			
B.8		Ananthapur	132/33kV	ANANTAPURAMU	Ananthapur		31.5MVA 132/33 kV Transformer#4	Metered	Functional	30.09.2022	Mixed	-	-	-	15462361	2000	24.08			
B.9		Ananthapur	132/33kV	Naidupet	Ananthapur		80MVA 132/33 kV Transformer#3	Metered	Functional	30.09.2022	Industrial	-	-	-	15462360	4000	45.21			
B.10		Ananthapur	132kV Fdr	KALYANDURG	Ankampalli		132KV Lift Irrigation#2	Metered	Functional	30.09.2022	Industrial	-	-	-	XC580133	333.33	0.03			
B.11		Ananthapur	132kV Fdr	KALYANDURG	Ankampalli		132KV Lift Irrigation#3	Metered	Functional	30.09.2022	Industrial	-	-	-	XC580013	666.66	0.04			
B.12		Ananthapur	132kV Fdr	KALYANDURG	Ankampalli		132KV Lift Irrigation#1	Metered	Functional	30.09.2022	Industrial	-	-	-	XC548866	200	0.05			
B.13		Ananthapur	132/33kV	HINDUPUR	Boksampalli		31.5MVA 132/33 kV Transformer#1	Metered	Functional	30.09.2022	Mixed	-	-	-	XC575312	1600	0.04			
B.14		Ananthapur	132/33kV	HINDUPUR	Boksampalli		31.5MVA 132/33 kV Transformer#2	Metered	Functional	30.09.2022	Mixed	-	-	-	XB577853	2000	0.01			
B.15		Ananthapur	220kV Fdr	HINDUPUR	Boksampalli		KIA Motors at Boksampalli end	Metered	Functional	30.09.2022	Mixed	-	-	-	XC575562	2000	25.88			
B.16		Ananthapur	132/33kV	HINDUPUR	Boksampalli		50MVA 132/33 kV Transformer#3	Metered	Functional	30.09.2022	Industrial	-	-	-	Y0280336	3000	7.62			
B.17		Ananthapur	220kV Fdr	GOOTY	Boyareddypalli		220 kV New Penna Cements	Metered	Functional	30.09.2022	Industrial	-	-	-	15461899	1500	24.46			
B.18		Ananthapur	132/33kV	ANANTAPURAMU	Dharmavaram		31.5MVA 132/33kV Transformer#2	Metered	Functional	30.09.2022	Mixed	-	-	-	15461915	333.33	12.93			
B.19		Ananthapur	132/33kV	ANANTAPURAMU	Dharmavaram		31.5MVA 132/33kV Transformer#3	Metered	Functional	30.09.2022	Mixed	-	-	-	15461890	300	12.96			
B.20		Ananthapur	132/33kV	ANANTAPURAMU	Dharmavaram		16MVA 132/33kV Transformer#4	Metered	Functional	30.09.2022	Mixed	-	-	-	15461886	150	3.41			
B.21		Ananthapur	132/33kV	ANANTAPURAMU	Dharmavaram		31.5MVA 132/33kV Transformer#1	Metered	Functional	30.09.2022	Mixed	-	-	-	15461931	666.67	13.51			
B.22		Ananthapur	220kV Fdr	GOOTY	Gaddamvaripalli		220KV Lift Irrigation#1	Metered	Functional	30.09.2022	Industrial	-	-	-	ABB04470	125000	0.03			
B.23		Ananthapur	220kV Fdr	GOOTY	Gaddamvaripalli		220KV Lift Irrigation#2	Metered	Functional	30.09.2022	Industrial	-	-	-	ABB04030	1000	0.02			
B.24		Ananthapur	220kV Fdr	GOOTY	Goddumarri		220KV Lift Irrigation#1	Metered	Functional	30.09.2022	Industrial	-	-	-	PDSM	125000	0.13			
B.25		Ananthapur	220kV Fdr	GOOTY	Goddumarri		220KV Lift Irrigation#2	Metered	Functional	30.09.2022	Industrial	-	-	-	PDSM	1000	0.02			
B.26		Ananthapur	132/33kV	HINDUPUR	Gollapuram		31.5MVA 132/33 kV Transformer#1	Metered	Functional	30.09.2022	Industrial	-	-	-	XC581782	1600	20.20			

B.27	Ananthapur	132/33kV	HINDUPUR	Gollapuram		50MVA 132/33 kV Transformer#2	Metered	Functional	30.09.2022	Industrial	-	-	-	XC581796	3000	32.41		
B.28	Ananthapur	132kV Fdr	HINDUPUR	Gollapuram		132KV Oswal Smelters	Metered	Functional	30.09.2022	Mixed	-	-	-	XF464969	500	40.61		
B.29	Ananthapur	132kV Fdr	HINDUPUR	Gollapuram		132KV Ramakrishna steels	Metered	Functional	30.09.2022	Mixed	-	-	-	XF464970	500	10.55		
B.30	Ananthapur	132kV Fdr	HINDUPUR	Gollapuram		132 KV Rhodium Pvt Ltd	Metered	Functional	30.09.2022	Industrial	-	-	-	XF464968	500	14.11		
B.31	Ananthapur	132kV Fdr	HINDUPUR	Gollapuram		132 KV Rhodium Pvt Ltd	Metered	Functional	30.09.2022	Mixed	-	-	-	0	500			
B.32	Ananthapur	220kV Fdr	GOOTY	Gooty 220kV RTSS		220kV Railway Tractns	Metered	Functional	30.09.2022	Mixed	-	-	-	APU09878	1000	6.25		
B.33	Ananthapur	132/33kV	HINDUPUR	Gooty RS		31.5MVA 132/33 kV Transformer#1	Metered	Functional	30.09.2022	Industrial	-	-	-	15462149	1600	13.21		
B.34	Ananthapur	132/33kV	HINDUPUR	Gooty RS		31.5MVA 132/33 kV Transformer#2	Metered	Functional	30.09.2022	Industrial	-	-	-	15462357	2000	13.76		
B.35	Ananthapur	220kV Fdr	GOOTY	Gooty SS		220 kV Ultratech Cements (L&T)	Metered	Functional	30.09.2022	Industrial	-	-	-	16196346	1000	63.17		
B.35	Ananthapur	132kV Fdr	GOOTY	Gudipadu (SWS)		132KV BMM Cements	Metered	Functional	30.09.2022	Mixed	-	-	-	18054199	2000	18.03		
B.36	Ananthapur	132/33kV	HINDUPUR	Guntakal		31.5MVA 132/33 kV Transformer#1	Metered	Functional	30.09.2022	Mixed	-	-	-	15462152	1600	18.09		
B.37	Ananthapur	132/33kV	HINDUPUR	Guntakal		31.5MVA 132/33 kV Transformer#2	Metered	Functional	30.09.2022	Mixed	-	-	-	15462358	2000	16.69		
B.38	Ananthapur	132kV Fdr	GOOTY	Guntakal		132KV Railway Traction	Metered	Functional	30.09.2022	Mixed	-	-	-	17074557	500	9.83		
B.39	Ananthapur	132/33kV	HINDUPUR	Hindupur		50MVA 132/33 kV Transformer#2	Metered	Functional	30.09.2022	Mixed	-	-	-	15462032	3000	19.32		
B.40	Ananthapur	132/33kV	HINDUPUR	Hindupur		50MVA 132/33 kV Transformer#3	Metered	Functional	30.09.2022	Mixed	-	-	-	15462024	3000	22.13		
B.41	Ananthapur	132/33kV	HINDUPUR	Hindupur		80MVA 132/33 kV Transformer#1	Metered	Functional	30.09.2022	Mixed	-	-	-	15462031	1666.67	37.08		
B.42	Ananthapur	132/33kV	HINDUPUR	Jammalabanda		50MVA 132/33 kV Transformer#1	Metered	Functional	30.09.2022	Industrial	-	-	-	15462029	3000	16.37		
B.43	Ananthapur	132/33kV	HINDUPUR	Jammalabanda		31.5MVA 132/33 kV Transformer#2	Metered	Functional	30.09.2022	Mixed	-	-	-	15462189	2000	9.14		
B.44	Ananthapur	132kV Fdr	KALYANDURG	Jeedipalli		132KV Lift Irrigation#1	Metered	Functional	30.09.2022	Mixed	-	-	-	X0661766	200	0.05		
B.45	Ananthapur	132/33kV	HINDUPUR	Kadiri		50MVA 132/33 kV Transformer#2	Metered	Functional	30.09.2022	Mixed	-	-	-	15461992	3000	17.75		
B.46	Ananthapur	132/33kV	HINDUPUR	Kadiri		50MVA 132/33 kV Transformer#1	Metered	Functional	30.09.2022	Mixed	-	-	-	15462325	3000	17.78		
B.47	Ananthapur	132/33kV	HINDUPUR	Kadiri		50MVA 132/33 kV Transformer#3	Metered	Functional	30.09.2022	Mixed	-	-	-	XE411346	3000	16.90		
B.48	Ananthapur	132/33kV	HINDUPUR	Kalyanadurg		50MVA 132/33 kV Transformer#1	Metered	Functional	30.09.2022	Mixed	-	-	-	15462025	3000	17.90		
B.49	Ananthapur	132/33kV	HINDUPUR	Kalyanadurg		50MVA 132/33 kV Transformer#2	Metered	Functional	30.09.2022	Industrial	-	-	-	15462026	3000	16.65		
B.50	Ananthapur	132/33kV	HINDUPUR	Kalyanadurg		50MVA 132/33 kV Transformer#3	Metered	Functional	30.09.2022	Mixed	-	-	-	TSS03361	3000	17.08		
B.51	Ananthapur	132kV Fdr	GOOTY	Komali		132KV Traction	Metered	Functional	30.09.2022	Mixed	-	-	-	TN903908	1000	7.42		
B.52	Ananthapur	132/33kV	HINDUPUR	Komatikuntla		31.5MVA 132/33 kV Transformer#1	Metered	Functional	30.09.2022	Industrial	-	-	-	15462148	1600	6.88		
B.53	Ananthapur	132/33kV	HINDUPUR	Komatikuntla		50MVA 132/33 kV Transformer#2	Metered	Functional	30.09.2022	Industrial	-	-	-	15462359	3000	10.58		
B.54	Ananthapur	132kV Fdr	GOOTY	Kondapuram (Penna Cements & SJK Steels)		132 kV Kondapuram - Tadipatri	Metered	Functional	30.09.2022	Industrial	-	-	-	15297662	1000	74.11		
B.55	Ananthapur	132kV Fdr	KALYANDURG	Kothapalli(LIS)		132KV Lift Irrigation#1	Metered	Functional	30.09.2022	Mixed	-	-	-	XC573362	200	3.36		
B.56	Ananthapur	132kV Fdr	KALYANDURG	Kothapalli(LIS)		132KV Lift Irrigation#2	Metered	Functional	30.09.2022	Mixed	-	-	-	XC573366	333.33	0.66		
B.57	Ananthapur	132/33kV	HINDUPUR	Lepakshi		16MVA 132/33 kV Transformer#1	Metered	Functional	30.09.2022	Mixed	-	-	-	Y0310551	1000	2.84		
B.58	Ananthapur	132/33kV	HINDUPUR	Lepakshi		16MVA 132/33 kV Transformer#2	Metered	Functional	30.09.2022	Mixed	-	-	-	Y0310590	1000	2.84		
B.59	Ananthapur	132/33kV	HINDUPUR	Madakasira		16MVA 132/33 kV Transformer#1	Metered	Functional	30.09.2022	Mixed	-	-	-	Y0310548	1000	5.55		
B.60	Ananthapur	132/33kV	HINDUPUR	Madakasira		16MVA 132/33 kV Transformer#2	Metered	Functional	30.09.2022	Mixed	-	-	-	Y0310576	1000	5.76		
B.61	Ananthapur	132/33kV	HINDUPUR	Maliahgaripalli		16MVA 132/33 kV Transformer#1	Metered	Functional	30.09.2022	Mixed	-	-	-	XC573372	1000	3.46		
B.62	Ananthapur	132/33kV	HINDUPUR	Maliahgaripalli		16MVA 132/33 kV Transformer#2	Metered	Functional	30.09.2022	Mixed	-	-	-	XC573364	1000	2.03		
B.63	Ananthapur	132/33kV	HINDUPUR	Nagalapuram SWS (Ananthapur)		31.5MVA 132/33 kV Transformer#1	Metered	Functional	30.09.2022	Mixed	-	-	-	18053513	1600	13.74		
B.64	Ananthapur	132/33kV	HINDUPUR	Obulapuram		31.5MVA 132/33 kV Transformer#1	Metered	Functional	30.09.2022	Mixed	-	-	-	XB594183	1600	14.23		
B.65	Ananthapur	132/33kV	HINDUPUR	Obulapuram		16MVA 132/33 kV Transformer#2	Metered	Functional	30.09.2022	Industrial	-	-	-	XB594184	1000	8.02		
B.66	Ananthapur	132/33kV	HINDUPUR	Palasamudram		31.5MVA 132/33 kV Transformer#1	Metered	Functional	30.09.2022	Mixed	-	-	-	0	0	0.00		
B.66	Ananthapur	132/33kV	HINDUPUR	Palasamudram		50MVA 132/33 kV Transformer#2	Metered	Functional	30.09.2022	Mixed	-	-	-	XF409570	3000	25.95		
B.67	Ananthapur	132/33kV	KADIRI	Puttaparthi		50MVA 132/33kV Transformer#1	Metered	Functional	30.09.2022	Industrial	-	-	-	15462323	3000	16.34		
B.68	Ananthapur	132kV Fdr	GOOTY	Puttaparthi		132KV Railway Traction	Metered	Functional	30.09.2022	Industrial	-	-	-	APSB1907	500	6.58		
B.69	Ananthapur	132/33kV	KADIRI	Puttaparthi		50MVA 132/33kV Transformer#2	Metered	Functional	30.09.2022	Industrial	-	-	-	15462322	3000	15.87		
B.70	Ananthapur	220kV Fdr	GOOTY	Ragulapadu		220KV Lift Irrigation#1	Metered	Functional	30.09.2022	Mixed	-	-	-	15461898	125000	6.01		
B.71	Ananthapur	220kV Fdr	GOOTY	Ragulapadu		220KV Lift Irrigation#2	Metered	Functional	30.09.2022	Mixed	-	-	-	15461897	1000	3.52		
B.72	Ananthapur	220kV Fdr	GOOTY	Ragulapadu		220KV Lift Irrigation#3	Metered	Functional	30.09.2022	Mixed	-	-	-	15461900	1000	5.02		
B.73	Ananthapur	220/33kV	ANANTAPURAMU	Ramagiri		50MVA 220/33 kV Transformer#2	Metered	Functional	30.09.2022	Mixed	-	-	-	15461991	1000	8.87		
B.74	Ananthapur	220/33kV	ANANTAPURAMU	Ramagiri		31.5MVA 220/33 kV Transformer#1	Metered	Functional	30.09.2022	Industrial	-	-	-	15462324	1500	6.09		
B.75	Ananthapur	132/33kV	HINDUPUR	Rayadurg		50MVA 132/33 kV Transformer#1	Metered	Functional	30.09.2022	Industrial	-	-	-	15462027	3000	18.12		
B.76	Ananthapur	132/33kV	HINDUPUR	Rayadurg		50MVA 132/33 kV Transformer#2	Metered	Functional	30.09.2022	Mixed	-	-	-	15462188	3000	18.71		
B.77	Ananthapur	132kV Fdr	HINDUPUR	RTSS Maluguru		132KV Railway Traction#1	Metered	Functional	30.09.2022	Mixed	-	-	-	16179567	500	0.00		
B.78	Ananthapur	132kV Fdr	HINDUPUR	RTSS Maluguru		132KV Railway Traction#2	Metered	Functional	30.09.2022	Industrial	-	-	-	16179591	500	9.69		
B.79	Ananthapur	220/33kV	HINDUPUR	Subbarayunipalli		50MVA 132/33 kV Transformer#1	Metered	Functional	30.09.2022	Mixed	-	-	-	XC575568	3000	2.25		
B.80	Ananthapur	220/33kV	HINDUPUR	Subbarayunipalli		50MVA 132/33 kV Transformer#2	Metered	Functional	30.09.2022	Mixed	-	-	-	XB577865	3000	2.23		
B.81	Ananthapur	220kV Fdr	ANANTAPURAMU	Subbarayunipalli		KIA Motors	Metered	Functional	30.09.2022	Mixed	-	-	-	XD472020	1000	22.57		
B.82	Ananthapur	132/33kV	HINDUPUR	Tadimarri		31.5MVA 132/33 kV Transformer#1	Metered	Functional	30.09.2022	Industrial	-	-	-	XC510852	1600	8.76		



B.83	Ananthapur	132/33kV	HINDUPUR	Tadimarri	16MVA 132/33 kV Transformer#2	Metered	Functional	30.09.2022	Industrial	-	-	-	XC510851	1000	5.34
B.84	Ananthapur	132kV Fdr	GOOTY	Tadipatri	132 kV Tadipatri - R.S.Kondapuram (Penna Cements & SJK S	Metered	Functional	30.09.2022	Mixed	-	-	-	16636249	6000	-63.74
B.85	Ananthapur	132/33kV	HINDUPUR	Tadipatri	50MVA 132/33 kV Transformer#1	Metered	Functional	30.09.2022	Mixed	-	-	-	15461989	3000	24.73
B.86	Ananthapur	132/33kV	HINDUPUR	Tadipatri	50MVA 132/33 kV Transformer#2	Metered	Functional	30.09.2022	Mixed	-	-	-	15461990	3000	29.78
B.87	Ananthapur	132kV Fdr	GOOTY	Tadipatri	132KV Kalyani Gerdau Steels	Metered	Functional	30.09.2022	Mixed	-	-	-	15461930	1000	13.70
B.88	Ananthapur	132/33kV	GOOTY	Tadipatri	31.5MVA 132/33 kV Transformer#3	Metered	Functional	30.09.2022	Mixed	-	-	-	15461967	1000	18.33
B.89	Ananthapur	132/33kV	HINDUPUR	Tanakallu	16MVA 132/33 kV Transformer#1	Metered	Functional	30.09.2022	Mixed	-	-	-	15462406	1000	3.11
B.90	Ananthapur	132/33kV	KADIRI	Tanakallu	16MVA 132/33 kV Transformer#3	Metered	Functional	30.09.2022	Industrial	-	-	-	Y0343581	333.33	0.01
B.91	Ananthapur	132/33kV	KADIRI	Tanakallu	16MVA 132/33 kV Transformer#4	Metered	Functional	30.09.2022	Industrial	-	-	-	Y0343583	333.33	0.16
B.92	Ananthapur	132/33kV	HINDUPUR	Tanakallu	31.5MVA 132/33 kV Transformer#2	Metered	Functional	30.09.2022	Mixed	-	-	-	15462439	2000	4.80
B.93	Ananthapur	132kV Fdr	ANANTAPURAMU	Tatcherla	132KV RTSS-I	Metered	Functional	30.09.2022	Mixed	-	-	-	Y0280326	1000	3.57
B.94	Ananthapur	132kV Fdr	ANANTAPURAMU	Tatcherla	132KV RTSS-II	Metered	Functional	30.09.2022	Mixed	-	-	-	Y0280324	1000	6.03
B.95	Ananthapur	132/33kV	HINDUPUR	Tatcherla	31.5MVA 132/33 kV Transformer#1	Metered	Functional	30.09.2022	Mixed	-	-	-	Y0280302	1600	18.88
B.96	Ananthapur	132/33kV	HINDUPUR	Tatcherla	31.5MVA 132/33 kV Transformer#2	Metered	Functional	30.09.2022	Mixed	-	-	-	Y0280296	2000	17.15
B.97	Ananthapur	132/33kV	HINDUPUR	Thumukunta	50MVA 132/33 kV Transformer#1	Metered	Functional	30.09.2022	Mixed	-	-	-	15462023	3000	52.73
B.98	Ananthapur	132/33kV	HINDUPUR	Thumukunta	50MVA 132/33 kV Transformer#2	Metered	Functional	30.09.2022	Mixed	-	-	-	15462030	3000	53.77
B.99	Ananthapur	132/33kV	HINDUPUR	Thumukunta	50MVA 132/33 kV Transformer#3	Metered	Functional	30.09.2022	Industrial	-	-	-	TSS03385	3000	61.15
B.100	Ananthapur	132/33kV	HINDUPUR	Uravakonda	31.5MVA 132/33 kV Transformer#1	Metered	Functional	30.09.2022	Industrial	-	-	-	15462151	1600	15.70
B.101	Ananthapur	132/33kV	HINDUPUR	Uravakonda	31.5MVA 132/33 kV Transformer#2	Metered	Functional	30.09.2022	Industrial	-	-	-	15462150	2000	15.48
B.102	Ananthapur	220kV Fdr	GOOTY	Yellanur	220KV Lift Irrigation#1	Metered	Functional	30.09.2022	Industrial	-	-	-	15461896	125000	0.21
B.103	Ananthapur	220kV Fdr	GOOTY	Yellanur	220KV Lift Irrigation#2	Metered	Functional	30.09.2022	Industrial	-	-	-	15461901	1000	0.02
B.104	Ananthapur	33KV	Kalyanadurgam	Private Developers (SP)	33KV Jindal (M/s Suzlon) wind power project	Metered	Functional	30.09.2022	Industrial	-	-	-	13720847	1000	4.56
B.105	Ananthapur	33KV	Kalyanadurgam	Private Developers (SP)	33KV KCT wind power project	Metered	Functional	30.09.2022	Industrial	-	-	-	APX00472	1000	4.79
B.106	Ananthapur	33KV	ANANTAPUR	Private Developers (SP)	33KV Rain coke-I	Metered	Functional	30.09.2022	Industrial	-	-	-	17205773	1000	5.74
B.107	Ananthapur	33KV	ANANTAPUR	Private Developers (SP)	33KV Rain coke-II	Metered	Functional	30.09.2022	Industrial	-	-	-	17205776	1000	5.78
B.108	Ananthapur	33KV	GOOTY	Private Developers (SP)	33KV Suzlon wind power	Metered	Functional	30.09.2022	Industrial	-	-	-	13720849	1000	2.64
B.109	Ananthapur	33KV	KADIRI	Private Developers (SP)	Amruth Jal Solar power Plant	Metered	Functional	30.09.2022	Industrial	-	-	-	0	0	0.25
B.110	Ananthapur	33KV	Kalyanadurgam	Private Developers (SP)	Anantapura wind energy Pvt Ltd.,	Metered	Functional	30.09.2022	Industrial	-	-	-	13193565	1000	1.32
B.111	Ananthapur	33KV	ANANTAPUR	Private Developers (SP)	Andhra Sugars Ltd.(wind farm)(Phase 3)	Metered	Functional	30.09.2022	Industrial	-	-	-	2796286	1000	0.05
B.112	Ananthapur	33KV	ANANTAPUR	Private Developers (SP)	APSEBOARD (APGENCO)	Metered	Functional	30.09.2022	Industrial	-	-	-	0	0	0.00
B.113	Ananthapur	33KV	ANANTAPUR	Private Developers (SP)	APSRTC (Phase 1)	Metered	Functional	30.09.2022	Industrial	-	-	-	0	0	0.00
B.114	Ananthapur	33KV	ANANTAPUR	Private Developers (SP)	APSRTC (Phase 2)	Metered	Functional	30.09.2022	Industrial	-	-	-	0	0	0.00
B.115	Ananthapur	33KV	KADIRI	Private Developers (SP)	Arkha Solar Pvt Ltd.	Metered	Functional	30.09.2022	Industrial	-	-	-	XD551458	1000	3.25
B.116	Ananthapur	33KV	Kalyanadurgam	Private Developers (SP)	Arunodaya Tech Solar Pvt Ltd.	Metered	Functional	30.09.2022	Industrial	-	-	-	18141157	1000	2.01
B.117	Ananthapur	33KV	KADIRI	Private Developers (SP)	B.G.Chennappa solar plant	Metered	Functional	30.09.2022	Industrial	-	-	-	APX01603	1000	0.93
B.118	Ananthapur	33KV	GOOTY	Private Developers (SP)	Bharath Windfarms Ltd.-IV (Previously Sarita Software Ltd.)	Metered	Functional	30.09.2022	Industrial	-	-	-	0	0	0.00
B.119	Ananthapur	33KV	GOOTY	Private Developers (SP)	Bharath Windfarms Ltd-I(Previously Wescare (India) Ltd. (Ph1))	Metered	Functional	30.09.2022	Industrial	-	-	-	0	0	0.00
B.120	Ananthapur	33KV	GOOTY	Private Developers (SP)	Bharath Windfarms Ltd-II(Previously Wescare (India) Ltd. (Ph2))	Metered	Functional	30.09.2022	Industrial	-	-	-	0	0	0.00
B.121	Ananthapur	33KV	GOOTY	Private Developers (SP)	Bharath Windfarms Ltd-III(Previously Sri Vasavi Ind. (SVI) Ltd.)	Metered	Functional	30.09.2022	Industrial	-	-	-	0	0	0.00
B.122	Ananthapur	33KV	GOOTY	Private Developers (SP)	BHEL (Phase 1)	Metered	Functional	30.09.2022	Industrial	-	-	-	0	0	0.00
B.123	Ananthapur	33KV	GOOTY	Private Developers (SP)	BHEL (Phase 2)	Metered	Functional	30.09.2022	Industrial	-	-	-	0	0	0.00
B.124	Ananthapur	33KV	GOOTY	Private Developers (SP)	BHEL (Phase 3)	Metered	Functional	30.09.2022	Industrial	-	-	-	0	0	0.00
B.125	Ananthapur	33KV	Kalyanadurgam	Private Developers (SP)	BIOP Steels & Power Pvt Ltd..	Metered	Functional	30.09.2022	Industrial	-	-	-	APX00363	1000	5.91
B.126	Ananthapur	33KV	Kalyanadurgam	Private Developers (SP)	Blyth wind power	Metered	Functional	30.09.2022	Industrial	-	-	-	17074533	1000	2.64
B.127	Ananthapur	33KV	Kalyanadurgam	Private Developers (SP)	Blyth wind power-II	Metered	Functional	30.09.2022	Industrial	-	-	-	APX01687	1000	1.55
B.128	Ananthapur	33KV	KADIRI	Private Developers (SP)	Bright Solar Ltd.(10MW)	Metered	Functional	30.09.2022	Industrial	-	-	-	APX00570	1000	2.45
B.129	Ananthapur	33KV	ANANTAPUR	Private Developers (SP)	Deccan Cements Ltd. (Wind Farm)	Metered	Functional	30.09.2022	Industrial	-	-	-	2793591	1000	0.09
B.130	Ananthapur	33KV	GOOTY	Private Developers (SP)	Dr.KPR	Metered	Functional	30.09.2022	Industrial	-	-	-	0	0	0.00
B.131	Ananthapur	33KV	HINDUPUR	Private Developers (SP)	Emmvee solar project(Manne samudram)	Metered	Functional	30.09.2022	Industrial	-	-	-	2781456	1000	2.79
B.132	Ananthapur	33KV	HINDUPUR	Private Developers (SP)	Emmvee solar project(Srikantapuram)	Metered	Functional	30.09.2022	Industrial	-	-	-	2805392	1000	2.26
B.133	Ananthapur	33KV	HINDUPUR	Private Developers (SP)	Emvee solar power plant	Metered	Functional	30.09.2022	Industrial	-	-	-	17205764	1000	2.66
B.134	Ananthapur	33KV	HINDUPUR	Private Developers (SP)	Emvee solar power plant(ABEDHYA)	Metered	Functional	30.09.2022	Industrial	-	-	-	16538747	1000	0.55
B.135	Ananthapur	33KV	GOOTY	Private Developers (SP)	Gamesa Wind Turbines Pvt Ltd	Metered	Functional	30.09.2022	Industrial	-	-	-	APX00669	1000	2.00
B.136	Ananthapur	33KV	KADIRI	Private Developers (SP)	GRT Jewellers Solar(6MW)	Metered	Functional	30.09.2022	Industrial	-	-	-	APX00567	1000	2.54
B.137	Ananthapur	33KV	GOOTY	Private Developers (SP)	HCL(A.Kondapuram)	Metered	Functional	30.09.2022	Industrial	-	-	-	7659479	2000	0.53



B.138	Ananthapur	33KV	GOOTY	Private Developers (SP)	Hyderabad Chemical Products Ltd.	Metered	Functional	30.09.2022	Industrial	-	-	-	0	0	0.00		
B.139	Ananthapur	33KV	GOOTY	Private Developers (SP)	Hyderabad Chemical Suppliers Ltd.	Metered	Functional	30.09.2022	Industrial	-	-	-	5288846	1,000	0.08		
B.140	Ananthapur	33KV	GOOTY	Private Developers (SP)	Hyderabad Chemicals Limited	Metered	Functional	30.09.2022	Industrial	-	-	-	APZ00731	1,000	0.38		
B.141	Ananthapur	33KV	ANANTAPUR	Private Developers (SP)	IDL Industries Ltd.	Metered	Functional	30.09.2022	Industrial	-	-	-	0	0	0.00		
B.142	Ananthapur	33KV	ANANTAPUR	Private Developers (SP)	IL&FS Ltd. (Phase 1)	Metered	Functional	30.09.2022	Industrial	-	-	-	0	0	0.00		
B.143	Ananthapur	33KV	ANANTAPUR	Private Developers (SP)	IL&FS Ltd. (Phase 2)	Metered	Functional	30.09.2022	Industrial	-	-	-	0	0	0.00		
B.144	Ananthapur	33KV	ANANTAPUR	Private Developers (SP)	Kadapa Energy Projects Pvt Ltd.	Metered	Functional	30.09.2022	Industrial	-	-	-	APX01284	1000	8.71		
B.145	Ananthapur	33KV	KADIRI	Private Developers (SP)	M/S Raja Ratna solar power plant	Metered	Functional	30.09.2022	Industrial	-	-	-	APX00469	1000	1.84		
B.146	Ananthapur	33KV	ANANTAPUR	Private Developers (SP)	Narasimha Swamy Solar Pvt.Ltd.,	Metered	Functional	30.09.2022	Industrial	-	-	-	APX01030	1000	1.74		
B.147	Ananthapur	33KV	Kalyanadurgam	Private Developers (SP)	Natams solar Ltd.	Metered	Functional	30.09.2022	Industrial	-	-	-	XD551449	1000	2.55		
B.148	Ananthapur	33KV	GOOTY	Private Developers (SP)	Natems solar(Komatikuntla)	Metered	Functional	30.09.2022	Industrial	-	-	-	18128701	1000	4.53		
B.149	Ananthapur	33KV	ANANTAPUR	Private Developers (SP)	NILE Ltd.	Metered	Functional	30.09.2022	Industrial	-	-	-	APX00491	1000	0.09		
B.150	Ananthapur	33KV	ANANTAPUR	Private Developers (SP)	NREDCAP Windfarm Service	Metered	Functional	30.09.2022	Industrial	-	-	-	7886100	2000	0.62		
B.151	Ananthapur	33KV	ANANTAPUR	Private Developers (SP)	Priyadarshini Spinning Mills (PSM) Ltd. (Wind Farm)	Metered	Functional	30.09.2022	Industrial	-	-	-	APX00344	1000	0.05		
B.152	Ananthapur	33KV	ANANTAPUR	Private Developers (SP)	Rayalaseema wind energy co pvt Ltd.,	Metered	Functional	30.09.2022	Industrial	-	-	-	13193559	1000	1.38		
B.153	Ananthapur	33KV	GOOTY	Private Developers (SP)	RCI Power Projects Ltd. (Phase 1)	Metered	Functional	30.09.2022	Industrial	-	-	-	18141174	1000	0.26		
B.154	Ananthapur	33KV	GOOTY	Private Developers (SP)	RCI Power Projects Ltd. (Phase 2)	Metered	Functional	30.09.2022	Industrial	-	-	-	18141178	1000	0.20		
B.155	Ananthapur	33KV	KADIRI	Private Developers (SP)	Repal Renewable Pvt. Ltd	Metered	Functional	30.09.2022	Industrial	-	-	-	APX01038	1000	3.83		
B.156	Ananthapur	33KV	KADIRI	Private Developers (SP)	Ripal solar Pvt Ltd.(Komatikuntla)	Metered	Functional	30.09.2022	Industrial	-	-	-	XD551454	1000	3.74		
B.157	Ananthapur	33KV	KADIRI	Private Developers (SP)	Rithwik Solar Power Plant	Metered	Functional	30.09.2022	Industrial	-	-	-	2832444	1000	1.64		
B.158	Ananthapur	33KV	ANANTAPUR	Private Developers (SP)	RS Alkalies Ltd. (Phase 1)	Metered	Functional	30.09.2022	Industrial	-	-	-	16602537	1000	0.00		
B.159	Ananthapur	33KV	ANANTAPUR	Private Developers (SP)	RS Alkalies Ltd. (Phase 2)	Metered	Functional	30.09.2022	Industrial	-	-	-	XD564956	1000	0.00		
B.160	Ananthapur	33KV	ANANTAPUR	Private Developers (SP)	RS Hi-strength Hypo Ltd. (Phase 1) (Wind Farm)	Metered	Functional	30.09.2022	Industrial	-	-	-	0	0	0.00		
B.161	Ananthapur	33KV	ANANTAPUR	Private Developers (SP)	RS Hi-strength Hypo Ltd. (Phase 2) (Wind Farm)	Metered	Functional	30.09.2022	Industrial	-	-	-	0	0	0.00		
B.162	Ananthapur	33KV	Kalyanadurgam	Private Developers (SP)	Sai Sudhir Solar Plant (Kalyandurg)	Metered	Functional	30.09.2022	Industrial	-	-	-	AP915293	1000	7.736234375		
B.163	Ananthapur	33KV	Kalyanadurgam	Private Developers (SP)	Sai Sudhir Solar Plant (Rayadurg)	Metered	Functional	30.09.2022	Industrial	-	-	-	APX00365	1000	1.69		
B.164	Ananthapur	33KV	GOOTY	Private Developers (SP)	Sareau wind energy Ltd.	Metered	Functional	30.09.2022	Industrial	-	-	-	APX01096	1000	3.26		
B.165	Ananthapur	33KV	ANANTAPUR	Private Developers (SP)	Signode India Ltd.(Previously ITW Signode Ltd.)	Metered	Functional	30.09.2022	Industrial	-	-	-	16636107	1000	0.04		
B.166	Ananthapur	33KV	Kalyanadurgam	Private Developers (SP)	Sree Godavari Crafts Paper(P) Ltd	Metered	Functional	30.09.2022	Industrial	-	-	-	18128706	1000	1.04		
B.167	Ananthapur	33KV	KADIRI	Private Developers (SP)	Sree Solar Power Plant	Metered	Functional	30.09.2022	Industrial	-	-	-	XG418448	1000	0.16		
B.169	Ananthapur	33KV	ANANTAPUR	Private Developers (SP)	Sunwin (4.0MW) Wind farms Ltd.,	Metered	Functional	30.09.2022	Industrial	-	-	-	15197019	1000	0.63		
B.171	Ananthapur	33KV	ANANTAPUR	Private Developers (SP)	Sunwin (4.8MW) Wind farms Ltd.,	Metered	Functional	30.09.2022	Industrial	-	-	-	15197015	1000	0.74		
B.172	Ananthapur	33KV	GOOTY	Private Developers (SP)	Suzlon wind power-1(8.4MW)	Metered	Functional	30.09.2022	Industrial	-	-	-	13720861	1000	3.47		
B.173	Ananthapur	33KV	GOOTY	Private Developers (SP)	Suzlon wind power-2(14.7MW)	Metered	Functional	30.09.2022	Industrial	-	-	-	13720867	1000	4.00		
B.174	Ananthapur	33KV	ANANTAPUR	Private Developers (SP)	Ushodaya Solar power plant(33KV)	Metered	Functional	30.09.2022	Industrial	-	-	-	APX00699	1000	2.49		
B.175	Ananthapur	33KV	KADIRI	Private Developers (SP)	Value Labs solar power plant	Metered	Functional	30.09.2022	Industrial	-	-	-	16056818	1000	1.24		
B.177	Ananthapur	33KV	KADIRI	Private Developers (SP)	Vibrant green tech	Metered	Functional	30.09.2022	Industrial	-	-	-	0	0	0.00		
B.178	Ananthapur	33KV	ANANTAPUR	Private Developers (SP)	Vibrant(0.8MW) Wind Forms Ltd.,	Metered	Functional	30.09.2022	Industrial	-	-	-	15197012	1000	0.12		
B.179	Ananthapur	33KV	ANANTAPUR	Private Developers (SP)	Vibrant(8MW) Wind Forms Ltd.,	Metered	Functional	30.09.2022	Industrial	-	-	-	15197023	1000	1.38		
B.181	Ananthapur	33KV	ANANTAPUR	Private Developers (SP)	Viramani Biscuit Industries Ltd.	Metered	Functional	30.09.2022	Industrial	-	-	-	0	0	0.00		
B.182	Ananthapur	33KV	ANANTAPUR	Private Developers (SP)	Weizman Ltd. (Phase 1)	Metered	Functional	30.09.2022	Industrial	-	-	-	APX00985	1000	0.01		
B.183	Ananthapur	33KV	ANANTAPUR	Private Developers (SP)	Weizman Ltd. (Phase 2)	Metered	Functional	30.09.2022	Industrial	-	-	-	7659542	1000	0.03		
B.184	Ananthapur	33KV	ANANTAPUR	Private Developers (SP)	Weizman Ltd. (Phase 3)	Metered	Functional	30.09.2022	Industrial	-	-	-	13191673	1000	0.01		
B.185	Ananthapur	33KV	ANANTAPUR	Private Developers (SP)	Wind world (4.8MW) wind farms feeder	Metered	Functional	30.09.2022	Industrial	-	-	-	0	0	0.00		
B.186	Ananthapur	33KV	ANANTAPUR	Private Developers (SP)	BPGR Electrical Contractors and Engineers Pvt Ltd	Metered	Functional	30.09.2022	Industrial	-	-	-	PDSM	1000	2.10		
B.187	Ananthapur	33KV	HINDUPUR	IEX	M/s ADISAKTHI SMELTERS,	Metered	Functional	30.09.2022	Industrial	-	-	-	0017224316	2000		1.81	
B.188	Ananthapur	132KV	GOOTY	IEX	PENNA CEMENT INDUSTRIES LTD	Metered	Functional	30.09.2022	Industrial	-	-	-	APX01350	1000		0.92	
B.189	Ananthapur	33KV	GOOTY	IEX	ESWAR RUBBER PRODUCTS(P)	Metered	Functional	30.09.2022	Industrial	-	-	-	0020008120	1000		0.08	
B.190	Ananthapur	220KV	GOOTY	IEX	M/S.ULTRA TECH CEMENT LTD,	Metered	Functional	30.09.2022	Industrial	-	-	-	0016196346	1000		0.72	
B.191	Ananthapur	220KV	GOOTY	IEX	M/S. PENNA CEMENT INDUSTRIES LTD.	Metered	Functional	30.09.2022	Industrial	-	-	-	07659560	1000		2.28	
B.192	Ananthapur	33KV	HINDUPUR	IEX	M/S. SHRI TIRUPATI STEEL CAST LTD.	Metered	Functional	30.09.2022	Industrial	-	-	-	15687940	2000		9.09	
B.193	Ananthapur	33KV	HINDUPUR	IEX	M/S. A ONE ISPAT (P) LTD.	Metered	Functional	30.09.2022	Industrial	-	-	-	0018054196	1000		3.27	
B.194	Ananthapur	11KV	ANANTHAPUR	OA	USHODAYA PUBLICATIONS	Metered	Functional	30.09.2022	Industrial	-	-	-	210	1000		0.03	
B.195	Ananthapur	220KV	ANANTHAPUR	OA	M/S.ULTRA TECH CEMENT LTD,	Metered	Functional	30.09.2022	Industrial	-	-	-	0016196346	1000		0.73	
B.196	Ananthapur	33KV	HINDUPUR	OA	M/S. SHYAMA FEERROUS LTD.	Metered	Functional	30.09.2022	Industrial	-	-	-	15687986	2000		1.31	
B.197	Ananthapur	33KV	HINDUPUR	OA	M/S. A ONE STEELS INDIA (P) LTD.	Metered	Functional	30.09.2022	Industrial	-	-	-	16179540	2000		1.54	
B.198	Ananthapur	33KV	HINDUPUR	OA	M/S. JAI HIND ROLLING MILLS INDIA (P) LTD.	Metered	Functional	30.09.2022	Industrial	-	-	-	0018054210	2500		0.31	
B.199	Ananthapur	33KV	HINDUPUR	OA	M/S. HINDUPUR STEELS AND ALLOYS (P) LTD.	Metered	Functional	30.09.2022	Industrial	-	-	-	1556280	1000		2.38	
B.200	Ananthapur	33KV	HINDUPUR	OA	M/s. RD TMT STEELS (INDIA) (P) LTD.,	Metered	Functional	30.09.2022	Industrial	-	-	-	0015687935	1000		0.61	
B.201	Ananthapur	33KV	HINDUPUR	OA	M/S. AGARWAL INDUCTION FURNANCE PVT LTD.	Metered	Functional	30.09.2022	Industrial	-	-	-	0018054190	1000		4.90	



B.202	Anantapur	33KV	HINDUPUR	OA		M/S. SHRI TIRUPATI STEEL CAST LTD.	Metered	Functional	30.09.2022	Industrial	-	-	-	15687940	2000		0.22		
B.203	Anantapur	33KV	HINDUPUR	OA		M/S. A ONE ISPAT (P) LTD.	Metered	Functional	30.09.2022	Industrial	-	-	-	0018054196	1000		7.97		
B.204	Anantapur	33KV	HINDUPUR	OA		M/S.HERITAGE NUTRIVET LTD	Metered	Functional	30.09.2022	Industrial	-	-	-	16179485	1000		0.06		
B.205	Anantapur	33KV	HINDUPUR	3RD PARTY SALES		MAHARSHI ALLOYS P LTD	Metered	Functional	30.09.2022	Industrial	-	-	-	31	1000		5.67		
B.206	Anantapur	0.440KV	HINDUPUR	AUXILIARY CONSUMPTION		AUXILIARY CONSUMPTION	Metered	Functional	30.09.2022	Industrial	-	-	-				0.50		
B.207	Chittoor	132kV Fdr	Tirupati rurals	220 KV SS Rachagunneri		132 KV Lanco	Metered	Functional	30.09.2022	Industrial	-	-	-	21009483	1000	15.95			
B.208	Chittoor	132kV Fdr	Tirupati rurals	220 KV SS Rachagunneri		Prakash Ferrous Industries Pvt. Ltd.,	Metered	Functional	30.09.2022	Industrial	-	-	-	21001247	1000	45.69			
B.209	Chittoor	132kV Fdr	Tirupati rurals	220 KV SS Rachagunneri		Srikalahasthi pipes-II	Metered	Functional	30.09.2022	Industrial	-	-	-	21009481	1000	35.29			
B.210	Chittoor	132/33kV	Tirupati Town	Alipiri		31.5MVA 132/33 kV Transformer#2	Metered	Functional	30.09.2022	Industrial	-	-	-	XC575331	2000	23.51			
B.211	Chittoor	132/33kV	Tirupati Town	Alipiri		50MVA 132/33 kV Transformer#1	Metered	Functional	30.09.2022	Mixed	-	-	-	XC575332	3000	36.75			
B.212	Chittoor	132/33kV	Madanapalli	B.Kotha Kota(HNSS)		16MVA 132/33 kV Transformer#1	Metered	Functional	30.09.2022	Mixed	-	-	-	TSS03029	1000	0.06			
B.213	Chittoor	132/33kV	Madanapalli	B.Kotha Kota(HNSS)		16MVA 132/33 kV Transformer#2	Metered	Functional	30.09.2022	Mixed	-	-	-	TSS03026	1000	0.03			
B.214	Chittoor	132/33kV	Madanapalli	BandlavandlaPalli		16MVA 132/33 kV Transformer#1	Metered	Functional	30.09.2022	Mixed	-	-	-	TSS03019	1000	2.44			
B.215	Chittoor	132/33kV	Madanapalli	BandlavandlaPalli		16MVA 132/33 kV Transformer#2	Metered	Functional	30.09.2022	Mixed	-	-	-	TSS03041	1000	2.22			
B.216	Chittoor	132/33kV	Madanapalli	Burakayalakota		31.5MVA 132/33 kV Transformer#1	Metered	Functional	30.09.2022	Mixed	-	-	-	XE485713	1600	11.91			
B.217	Chittoor	132/33kV	Madanapalli	Burakayalakota		50MVA 132/33 kV Transformer#2	Metered	Functional	30.09.2022	Mixed	-	-	-	XE485727	3000	17.98			
B.218	Chittoor	132/33kV	Tirupati rurals	Chandragiri		16MVA 132/33 kV Transformer#2	Metered	Functional	30.09.2022	Mixed	-	-	-	15462423	1000	7.49			
B.219	Chittoor	132/33kV	Tirupati rurals	Chandragiri		31.5MVA 132/33 kV Transformer#1	Metered	Functional	30.09.2022	Mixed	-	-	-	15462210	1600	11.84			
B.220	Chittoor	132/33kV	Puttur	Cherivi (132KV)		31.5MVA 132/33 kV Transformer#2	Metered	Functional	30.09.2022	Mixed	-	-	-	XB552447	2000	39.47			
B.221	Chittoor	132kV Fdr	Puttur	Cherivi (132KV)		Mondelez India Foods Ltd	Metered	Functional	30.09.2022	Industrial	-	-	-	XC588532	500	13.16			
B.222	Chittoor	132/33kV	Puttur	Cherivi (132KV)		50MVA 132/33 kV Transformer#1	Metered	Functional	30.09.2022	Industrial	-	-	-	XB552441	3000	64.11			
B.223	Chittoor	132kV Fdr	Puttur	Cherivi (132KV)		132KV Toray Feeder	Metered	Functional	30.09.2022	Mixed	-	-	-	XC477791	250	5.21			
B.224	Chittoor	132kV Fdr	Puttur	Cherivi (132KV)		132KV apollo tyres	Metered	Functional	30.09.2022	Mixed	-	-	-	XF409297	1000	24.23			
B.225	Chittoor	132/33kV	Chittoor Town	Chittoor		50MVA 132/33 kV Transformer#1	Metered	Functional	30.09.2022	Industrial	-	-	-	15461993	3000	21.61			
B.226	Chittoor	132/33kV	Chittoor Town	Chittoor		50MVA 132/33 kV Transformer#2	Metered	Functional	30.09.2022	Mixed	-	-	-	15461994	3000	20.92			
B.227	Chittoor	132/33kV	Chittoor Town	Chittoor		50MVA 132/33 kV Transformer#3	Metered	Functional	30.09.2022	Mixed	-	-	-	15461995	3000	24.62			
B.228	Chittoor	132/33kV	Madanapalli	Gurramkonda		31.5MVA 132/33 kV Transformer#2	Metered	Functional	30.09.2022	Mixed	-	-	-	15462182	2000	8.29			
B.229	Chittoor	132/33kV	Madanapalli	Gurramkonda		50MVA 132/33 kV Transformer#1	Metered	Functional	30.09.2022	Mixed	-	-	-	15462181	3000	14.93			
B.230	Chittoor	132/33kV	CHITTOOR RURALS	Irala		16MVA 132/33 kV Transformer#1	Metered	Functional	30.09.2022	Mixed	-	-	-	15462190	1000	4.00			
B.231	Chittoor	132/33kV	CHITTOOR RURALS	Irala		31.5MVA 132/33 kV Transformer#2	Metered	Functional	30.09.2022	Mixed	-	-	-	15462207	2000	6.99			
B.233	Chittoor	132/33kV	Madanapalli	Kalicherla		16MVA 132/33 kV Transformer#1	Metered	Functional	30.09.2022	Mixed	-	-	-	XC573365	1000	0.00			
B.234	Chittoor	132/33kV	Madanapalli	Kalicherla		16MVA 132/33 kV Transformer#2	Metered	Functional	30.09.2022	Mixed	-	-	-	XC573369	1000	0.01			
B.235	Chittoor	132/33kV	Piler	Kalikiri		31.5MVA 132/33 kV Transformer#2	Metered	Functional	30.09.2022	Mixed	-	-	-	15461980	2000	9.16			
B.236	Chittoor	132/33kV	Piler	Kalikiri		31.5MVA 132/33 kV Transformer#3	Metered	Functional	30.09.2022	Mixed	-	-	-	15461979	1000	9.15			
B.237	Chittoor	132/33kV	Piler	Kalikiri		50MVA 132/33 kV Transformer#1	Metered	Functional	30.09.2022	Mixed	-	-	-	15461978	3000	14.90			
B.238	Chittoor	132/33kV	Chittoor Town	Kothapalli		31.5MVA 132/33 kV Transformer#1	Metered	Functional	30.09.2022	Mixed	-	-	-	XD449182	1600	5.73			
B.239	Chittoor	132/33kV	Chittoor Town	Kothapalli		31.5MVA 132/33 kV Transformer#2	Metered	Functional	30.09.2022	Mixed	-	-	-	XD049188	2000	5.62			
B.240	Chittoor	132/33kV	Chittoor Town	Kothapallimitta		50MVA 132/33 kV Transformer#2	Metered	Functional	30.09.2022	Mixed	-	-	-	XE411360	3000	15.04			
B.241	Chittoor	132/33kV	Chittoor Town	Kothapallimitta		80MVA 132/33 kV Transformer#1	Metered	Functional	30.09.2022	Mixed	-	-	-	XE410642	1666.67	26.34			
B.242	Chittoor	132/33kV	CHITTOOR RURALS	Kuppam		50MVA 132/33 kV Transformer#2	Metered	Functional	30.09.2022	Mixed	-	-	-	XE485707	3000	33.62			
B.243	Chittoor	132/33kV	CHITTOOR RURALS	Kuppam		50MVA 132/33 kV Transformer#1	Metered	Functional	30.09.2022	Mixed	-	-	-	XE485718	3000	33.53			
B.244	Chittoor	132/33kV	Madanapalli	Madanapalli		50MVA 132/33 kV Transformer#1	Metered	Functional	30.09.2022	Mixed	-	-	-	15462185	3000	31.95			
B.245	Chittoor	132/33kV	Puttur	Madanapalli		50MVA 132/33 kV Transformer#2	Metered	Functional	30.09.2022	Mixed	-	-	-	15462186	3000	28.75			
B.246	Chittoor	132/33kV	Puttur	Nagalapuram		31.5MVA 132/33 kV Transformer#2	Metered	Functional	30.09.2022	Mixed	-	-	-	15462145	2000	9.17			
B.247	Chittoor	132/33kV	Puttur	Nagalapuram		31.5MVA 132/33 kV Transformer#1	Metered	Functional	30.09.2022	Mixed	-	-	-	15462144	1600	9.30			
B.248	Chittoor	132/33kV	HINDUPUR	Nagari		31.5MVA 132/33 kV Transformer#2	Metered	Functional	30.09.2022	Mixed	-	-	-	XE411367	2000	17.99			
B.249	Chittoor	132/33kV	HINDUPUR	Nagari		31.5MVA 132/33 kV Transformer#1	Metered	Functional	30.09.2022	Mixed	-	-	-	Y0310584	1600	17.99			
B.250	Chittoor	132kV Fdr	R Chittoor	Nunigundrapalli SWS		132kV Amaraaraja Infrastructure Pvt. Ltd.	Metered	Functional	30.09.2022	Mixed	-	-	-	16179572	1000	59.60			
B.251	Chittoor	132/33kV	R Chittoor	Nunigundrapalli SWS		31.5MVA 132/33 kV Transformer-1	Metered	Functional	30.09.2022	Industrial	-	-	-	TSS03363	1000	10.72			
B.252	Chittoor	132/33kV	R Chittoor	Nunigundrapalli SWS		31.5MVA 132/33 kV Transformer-2	Metered	Functional	30.09.2022	Mixed	-	-	-	XB583129	4000	10.55			
B.253	Chittoor	132/33kV	R Chittoor	Pachikapallam		31.5MVA 132/33 kV Transformer#1	Metered	Functional	30.09.2022	Mixed	-	-	-	18117154	1600	6.68			
B.254	Chittoor	132/33kV	R Chittoor	Pachikapallam		31.5MVA 132/33 kV Transformer#2	Metered	Functional	30.09.2022	Mixed	-	-	-	18117138	2000	6.99			
B.255	Chittoor	132KV	Tirupati rurals	Pakala		132 kV Pakala Rly. Traction	Metered	Functional	30.09.2022	Mixed	-	-	-	Q0308044	1000	4.86			
B.256	Chittoor	132kV Fdr	Tirupati rurals	Pakala		132 kV Snamalloys	Metered	Functional	30.09.2022	Industrial	-	-	-	AP905558	1000	30.67			
B.257	Chittoor	132/33kV	Tirupati rurals	Pakala		31.5MVA 132/33 kV Transformer#2	Metered	Functional	30.09.2022	Industrial	-	-	-	15462424	2000	11.67			
B.258	Chittoor	132/33kV	Tirupati rurals	Pakala		50MVA 132/33 kV Transformer#1	Metered	Functional	30.09.2022	Mixed	-	-	-	15462420	3000	17.12			
B.259	Chittoor	132/33kV	R Chittoor	Palamaneru		50MVA 132/33 kV Transformer#1	Metered	Functional	30.09.2022	Mixed	-	-	-	15462178	3000	20.97			
B.260	Chittoor	132/33kV	R Chittoor	Palamaneru		80MVA 132/33 kV Transformer#2	Metered	Functional	30.09.2022	Mixed	-	-	-	15462187	2000	35.75			
B.261	Chittoor	132/33kV	R Chittoor	Penumeru		31.5MVA 132/33 kV Transformer#1	Metered	Functional	30.09.2022	Mixed	-	-	-	X1253608	1600	6.18			
B.262	Chittoor	132/33kV	R Chittoor	Penumur		31.5MVA 132/33 kV Transformer#2	Metered	Functional	30.09.2022	Mixed	-	-	-	X1253610	2000	6.21			
B.263	Chittoor	132/33kV	R Chittoor	Punganur		50MVA 132/33 kV Transformer#2	Metered	Functional	30.09.2022	Mixed	-	-	-	XE411386	3000	13.34			
B.264	Chittoor	132/33kV	R Chittoor	Punganur		50MVA 132/33 kV Transformer#1	Metered	Functional	30.09.2022	Mixed	-	-	-	XE410653	3000	14.13			



B.265	Chittoor	132/11kV	Op Puttur	Puttur		16MVA 132/11 kV Transformer#3	Metered	Functional	30.09.2022	Mixed	-	-	-	0	120	0.00		
B.266	Chittoor	132/33kV	Op Puttur	Puttur		31.5MVA 132/33 kV Transformer#2	Metered	Functional	30.09.2022	Mixed	-	-	-	TSS03415	2000	13.01		
B.267	Chittoor	132kV	Op Puttur	Puttur		132 kV Puttur Rly. Traction#1	Metered	Functional	30.09.2022	Industrial	-	-	-	Q0308045	1000	3.50		
B.268	Chittoor	132kV	Op Puttur	Puttur		132 kV Puttur Rly. Traction#2	Metered	Functional	30.09.2022	Industrial	-	-	-	Q0308058	1000	4.67		
B.269	Chittoor	132/33kV	Op Puttur	Puttur		50MVA 132/33 kV Transformer#1	Metered	Functional	30.09.2022	Mixed	-	-	-	TSS03395	3000	20.05		
B.270	Chittoor	132/33kV	R Chittoor	Ramasamudram		31.5 MVA 132/33 kV Transformer#2	Metered	Functional	30.09.2022	Mixed	-	-	-	XD551495	666.67	8.06		
B.271	Chittoor	132/33kV	R Chittoor	Ramasamudram		31.5 MVA 132/33 kV Transformer#1	Metered	Functional	30.09.2022	Mixed	-	-	-	XD551538	1000	4.93		
B.272	Chittoor	132kV Fdr	Op Tirupati	Renigunta		132 kV Grindwell Norton	Metered	Functional	30.09.2022	Mixed	-	-	-	12287877	500	7.39		
B.273	Chittoor	132kV	Op Tirupati	Renigunta		132 kV Renigunta Rly. Traction#1	Metered	Functional	30.09.2022	Mixed	-	-	-	Q0308037	1000	5.63		
B.274	Chittoor	132kV	Op Tirupati	Renigunta		132 kV Renigunta Rly. Traction#2	Metered	Functional	30.09.2022	Industrial	-	-	-	Q0308039	1000	6.27		
B.275	Chittoor	132/33kV	Op Tirupati	Renigunta		31.5MVA 132/33 kV Transformer#1	Metered	Functional	30.09.2022	Industrial	-	-	-	15462171	1600	22.42		
B.276	Chittoor	132kV Fdr	Op Tirupati	Renigunta		132 kV Amararaja	Metered	Functional	30.09.2022	Industrial	-	-	-	12287902	500	47.94		
B.277	Chittoor	132/33kV	Op Tirupati	Renigunta		31.5MVA 132/11 kV Transformer#3	Metered	Functional	30.09.2022	Industrial	-	-	-	15462146	1000	26.71		
B.278	Chittoor	132/33kV	Op Tirupati	Renigunta		31.5MVA 132/33 kV Transformer#2	Metered	Functional	30.09.2022	Mixed	-	-	-	15462172	2000	24.82		
B.279	Chittoor	132/33kV	Piler	Rompicherla		31.5MVA 132/33 kV Transformer#1	Metered	Functional	30.09.2022	Mixed	-	-	-	XE411366	1600	8.37		
B.280	Chittoor	132/33kV	Piler	Rompicherla		50MVA 132/33 kV Transformer#2	Metered	Functional	30.09.2022	Mixed	-	-	-	XE410646	3000	12.74		
B.281	Chittoor	132/33kV	R Chittoor	Shanthipuram		50 MVA 132/33 kV Transformer#1	Metered	Functional	30.09.2022	Mixed	-	-	-	15462205	1500	21.90		
B.282	Chittoor	132/33kV	R Tirupati	Shanthipuram		80MVA 132/33 kV Transformer#2	Metered	Functional	30.09.2022	Mixed	-	-	-	XE411364	2000	35.18		
B.283	Chittoor	132/33kV	R Tirupati	Sivaramapuram		31.5MVA 132/33 kV Transformer#1	Metered	Functional	30.09.2022	Mixed	-	-	-	TSS03016	1600	0.01		
B.284	Chittoor	132/33kV	R Tirupati	Sivaramapuram		31.5MVA 132/33 kV Transformer#2	Metered	Functional	30.09.2022	Mixed	-	-	-	TSS03027	2000	0.01		
B.285	Chittoor	132/33kV	Piler	Somala		31.5MVA 132/33 kV Transformer#2	Metered	Functional	30.09.2022	Mixed	-	-	-	15461982	2000	4.67		
B.286	Chittoor	132/33kV	Piler	Somala		31.5MVA 132/33 kV Transformer#1	Metered	Functional	30.09.2022	Mixed	-	-	-	15461981	1600	4.37		
B.287	Chittoor	132/33kV	R Tirupati	Srikalahasthi		31.5MVA 132/33 kV Transformer#1	Metered	Functional	30.09.2022	Mixed	-	-	-	Y0310567	1600	20.26		
B.288	Chittoor	132/33kV	R Tirupati	Srikalahasthi		50MVA 132/33 kV Transformer#2	Metered	Functional	30.09.2022	Mixed	-	-	-	Y0310589	3000	35.22		
B.289	Chittoor	132kV Fdr	R Tirupati	Srikalahasthi		132KV Pushpit Steels Pvt.Ltd.	Metered	Functional	30.09.2022	Mixed	-	-	-	21009486	1000	23.25		
B.290	Chittoor	132/33kV	R Tirupati	Srikalahasthi		31.5MVA 132/33 kV Transformer#3	Metered	Functional	30.09.2022	Industrial	-	-	-	TSS03050	1000	21.96		
B.291	Chittoor	132kV Fdr	R Tirupati	Srikalahasthi		132KV Greenply	Metered	Functional	30.09.2022	Industrial	-	-	-	APX01831	1000	21.27		
B.292	Chittoor	132/33kV	R Chittoor	Thimmapuram(HNSS)		31.5MVA 132/33 kV Transformer#1	Metered	Functional	30.09.2022	Mixed	-	-	-	XB577606	1600	0.00		
B.293	Chittoor	132/33kV	R Chittoor	Thimmapuram(HNSS)		31.5MVA 132/33 kV Transformer-2	Metered	Functional	30.09.2022	Mixed	-	-	-	XB577605	4000	0.00		
B.294	Chittoor	132/33kV	Op Tirupati	Tirumala		16MVA 132/33 kV Transformer#1	Metered	Functional	30.09.2022	Mixed	-	-	-	15462425	1000	5.30		
B.295	Chittoor	132/33kV	Op Tirupati	Tirumala		16MVA 132/33 kV Transformer#2	Metered	Functional	30.09.2022	Mixed	-	-	-	15462426	1000	5.13		
B.296	Chittoor	132/33kV	Op Tirupati	Tirupathi		50MVA 132/33 kV Transformer#2	Metered	Functional	30.09.2022	Mixed	-	-	-	15462422	3000	40.96		
B.297	Chittoor	132/33kV	Op Tirupati	Tirupathi		50MVA 132/33 kV Transformer#1	Metered	Functional	30.09.2022	Mixed	-	-	-	15462421	3000	37.88		
B.298	Chittoor	132/33kV	R Tirupati	Yerpedu		31.5MVA 132/33 kV Transformer#1	Metered	Functional	30.09.2022	Mixed	-	-	-	XE485972	1600	10.88		
B.299	Chittoor	132/33kV	R Tirupati	Yerpedu		31.5MVA 132/33 kV Transformer#2	Metered	Functional	30.09.2022	Mixed	-	-	-	XE485963	2000	9.98		
B.300	Chittoor	33kV	Madanapalli	Private Developers (SP)		Hindupur Solar Prak Pvt., Ltd., - I	Metered	Functional	30.09.2022	Mixed	-	-	-	APX00864	1000	3.83		
B.301	Chittoor	33kV	Madanapalli	Private Developers (SP)		Hindupur Solar Prak Pvt., Ltd., - II	Metered	Functional	30.09.2022	Mixed	-	-	-	APX00858	1000	3.80		
B.302	Chittoor	33kV	Madanapalli	Private Developers (SP)		Hindupur Solar Prak Pvt., Ltd., - III	Metered	Functional	30.09.2022	Industrial	-	-	-	APX00861	1000	3.72		
B.303	Chittoor	33kV	Madanapalli	Private Developers (SP)		Hindupur Solar Prak Pvt., Ltd., - IV	Metered	Functional	30.09.2022	Industrial	-	-	-	APX00867	1000	3.87		
B.304	Chittoor	33kV	Madanapalli	Private Developers (SP)		KBD Sugars (Sri Vani Sugars & Industries Ltd.)	Metered	Functional	30.09.2022	Industrial	-	-	-	0	1000	0.00		
B.305	Chittoor	33kV	TIRUPATI RURALS	Private Developers (SP)		OmShakthi Renergies Ltd	Metered	Functional	30.09.2022	Industrial	-	-	-	0	1000	0.00		
B.306	Chittoor	33kV	TIRUPATI RURALS	Private Developers (SP)		Redan Infra structure Pvt Ltd.	Metered	Functional	30.09.2022	Industrial	-	-	-	16268077	1000	-0.04		
B.307	Chittoor	33kV	TIRUPATI RURALS	Private Developers (SP)		Rithwik Energy Systems Ltd.	Metered	Functional	30.09.2022	Industrial	-	-	-	0	1000	0.00		
B.308	Chittoor	33kV	Puttur	Private Developers (SP)		Sri City Private Ltd	Metered	Functional	30.09.2022	Industrial	-	-	-	21001243	1000	0.40		
B.309	Chittoor	33kV	Puttur	Private Developers (SP)		Sri Power Gen(India) Pvt. Ltd.,(Solar power)	Metered	Functional	30.09.2022	Industrial	-	-	-	XG418445	1000	0.33		
B.310	Chittoor	33kV	TIRUPATI RURALS	Private Developers (SP)		Sri Subramanyam solar Pvt. Ltd	Metered	Functional	30.09.2022	Industrial	-	-	-	APX02014	1000	0.63		
B.311	Chittoor	33kV	Puttur	Private Developers (SP)		Srichakra Cement Ltd.,	Metered	Functional	30.09.2022	Industrial	-	-	-	APX02133	1000	1.54		
B.312	Chittoor	33kV	Puttur	Private Developers (SP)		SSR Agro Energy	Metered	Functional	30.09.2022	Industrial	-	-	-	APX00755	1000	0.50		
B.313	Chittoor	33kV	TIRUPATI RURALS	Private Developers (SP)		Suddalagunta Sugars Ltd.	Metered	Functional	30.09.2022	Industrial	-	-	-	0	1000	0.00		
B.314	Chittoor	33kV	TIRUPATI RURALS	Private Developers (SP)		SVR Corporation Pvt., Ltd.,	Metered	Functional	30.09.2022	Industrial	-	-	-	APX01377	1000	0.00		
B.315	Chittoor	33kV	Puttur	Private Developers (SP)		Tirupati Smart City Corporation Ltd.,	Metered	Functional	30.09.2022	Industrial	-	-	-	APX02198	1000	0.61		
B.316	Chittoor	33kV	Puttur	Private Developers (SP)		TTD Solar Private Ltd.,	Metered	Functional	30.09.2022	Industrial	-	-	-	APX01184	1000	3.04		
B.317	Chittoor	33kV	Piler	Private Developers (SP)		Varshini Exim Pvt Ltd	Metered	Functional	30.09.2022	Industrial	-	-	-	APX00355	1000	0.54		
B.318	Chittoor	33kV	CHITTOOR RURALS	Private Developers (SP)		Vuddanda Solar power plant Private Limited	Metered	Functional	30.09.2022	Industrial	-	-	-	APX00475	1000	0.83		
B.319	Chittoor	33kV	Piler	Private Developers (SP)		Vyshaka Solar Energy Pvt., Ltd.,	Metered	Functional	30.09.2022	Industrial	-	-	-	APX01192	1000	0.54		
B.320	Chittoor	33kV	Tirupati Town	Private Developers (SP)		Wind Mills, Tirumala	Metered	Functional	30.09.2022	Industrial	-	-	-	APX01944	1000	-8.59		
B.321	Chittoor	132kV	TIRUPATI TOWN	IEX		AMARARAJA BATTERIES LTD	Metered	Functional	30.09.2022	Industrial	-	-	-	16179573	1500		4.78	
B.322	Chittoor	33kV	TIRUPATI TOWN	IEX		M/S.VISHNU BARIUM PRIVATE LIMITED,	Metered	Functional	30.09.2022	Industrial	-	-	-	0021009519	1000		1.41	
B.323	Chittoor	132kV	TIRUPATI TOWN	IEX		M/s Electrosteel Castings Limited.,	Metered	Functional	30.09.2022	Industrial	-	-	-	0021009483	1000		5.15	
B.324	Chittoor	132kV	TIRUPATI TOWN	IEX		M/s Electrosteel Castings Limited.,	Metered	Functional	30.09.2022	Industrial	-	-	-	0021009480	1000		24.93	
B.325	Chittoor	33kV	TIRUPATI TOWN	IEX		Sundram Fasteners Limited	Metered	Functional	30.09.2022	Industrial	-	-	-	APX02367	500		0.01	
B.326	Chittoor	132kV	TIRUPATI TOWN	IEX		APOLLO TYRES LIMITED	Metered	Functional	30.09.2022	Industrial	-	-	-	APX02309	1000		0.35	



327	Chittoor	33KV	TIRUPATI RURALS	IEX		M/S.PUSHPIT STEELS (P) LTD	Metered	Functional	30.09.2022	Industrial	-	-	-	0021009486	1000	2.39	
328	Chittoor	33KV	TIRUPATI RURALS	IEX		M/S.INDO-MIM PVT.LTD	Metered	Functional	30.09.2022	Industrial	-	-	-	0021009514	1000	0.27	
329	Chittoor	132KV	TIRUPATI RURALS	IEX		GREENPANEL INDUSTRIES LIMITED,	Metered	Functional	30.09.2022	Industrial	-	-	-	APX01831	1000	0.65	
330	Chittoor	11KV	TIRUPATI TOWN	OA		THE EXECUTIVE OFFICER, T.T.D.	Metered	Functional	30.09.2022	Industrial	-	-	-	APX01811	1	0.11	
331	Chittoor	11KV	TIRUPATI TOWN	OA		THE EXECUTIVE OFFICER/TTD	Metered	Functional	30.09.2022	Industrial	-	-	-	APX01788	1	0.04	
332	Chittoor	11KV	TIRUPATI TOWN	OA		SRI VISHNU PRIYA HOTELS P LTD	Metered	Functional	30.09.2022	Industrial	-	-	-	APX00903	1	0.19	
333	Chittoor	11KV	TIRUPATI TOWN	OA		THE EXECUTIVE OFFICER,T.T.D.,	Metered	Functional	30.09.2022	Industrial	-	-	-	APX01796	1	0.06	
334	Chittoor	11KV	TIRUPATI TOWN	OA		EXECUTIVE OFFICER/TTD	Metered	Functional	30.09.2022	Industrial	-	-	-	APX01798	1	0.04	
335	Chittoor	132KV	PUTTUR	OA		CHIDA SPG MILLS P LTD	Metered	Functional	30.09.2022	Industrial	-	-	-	TN901941	1000	0.58	
336	Chittoor	132KV	PUTTUR	OA		M/S PIONEER SPINNING & WEAVING	Metered	Functional	30.09.2022	Industrial	-	-	-	21001240	1000	1.66	
337	Chittoor	220KV	TIRUPATI TOWN	OA		AMARARAJA BATTERIES LTD	Metered	Functional	30.09.2022	Industrial	-	-	-	16179573	1500	5.94	
338	Chittoor	11KV	MADANAPALE	OA		M/s HERITAGE FOODS LTD	Metered	Functional	30.09.2022	Industrial	-	-	-	APX00830	1	0.06	
339	Chittoor	11KV	MADANAPALE	OA		VIJAYASAI TEXTILS P LTD	Metered	Functional	30.09.2022	Industrial	-	-	-	APX01924	1000	0.50	
340	Chittoor	11KV	TIRUPATI TOWN	OA		EXECUTIVE OFFICER/TTD	Metered	Functional	30.09.2022	Industrial	-	-	-	APX01621	1000	0.26	
341	Chittoor	11KV	TIRUPATI TOWN	OA		BLISS HOTEL P LTD	Metered	Functional	30.09.2022	Industrial	-	-	-	APS00904	1	0.23	
342	Chittoor	33KV	TIRUPATI RURALS	OA		M/S HERITAGE FOODS LIMITED	Metered	Functional	30.09.2022	Industrial	-	-	-	APX00631	1000	0.33	
343	Chittoor	132KV	TIRUPATI RURALS	OA		M/s AMARARAJA BATTERIES LTD	Metered	Functional	30.09.2022	Industrial	-	-	-	16179570	3000	4.86	
344	Chittoor	11KV	TIRUPATI RURALS	OA		THE EXECUTIVE OFFICER,TTD DEVASTHANAMS	Metered	Functional	30.09.2022	Industrial	-	-	-	APX01817	1	0.06	
345	Chittoor	33KV	PUTTUR	OA		M/s COLGETE PALMOLIVE INDIA LTD	Metered	Functional	30.09.2022	Industrial	-	-	-	APX00398	1000	0.28	
346	Chittoor	33KV	PUTTUR	OA		THE COMMISSIONER	Metered	Functional	30.09.2022	Industrial	-	-	-	002008134	1000	0.06	
347	Chittoor	132KV	PUTTUR	OA		M/s.MONDELEZ INDIA FOODS PVT. LTD.,	Metered	Functional	30.09.2022	Industrial	-	-	-	APZ01092	1000	3.48	
348	Chittoor	33KV	PUTTUR	OA		THE COMMISSIONER	Metered	Functional	30.09.2022	Industrial	-	-	-	0020008181	1000	0.17	
349	Chittoor	33KV	PUTTUR	OA		THE COMMISSIONER	Metered	Functional	30.09.2022	Industrial	-	-	-	0020008143	1000	0.17	
350	Chittoor	33KV	TIRUPATI TOWN	OA		M/S MALLDAI DRUGS&PHARMACEUTIC	Metered	Functional	30.09.2022	Industrial	-	-	-	APX02222	500	0.46	
351	Chittoor	11KV	TIRUPATI TOWN	OA		THE EXECUTIVE OFFICER,TTD	Metered	Functional	30.09.2022	Industrial	-	-	-	APX01826	1000	0.54	
352	Chittoor	11KV	TIRUPATI TOWN	OA		THE EXECUTIVE OFFICER,TTD	Metered	Functional	30.09.2022	Industrial	-	-	-	APX01813	1	0.39	
353	Chittoor	33KV	CHITTOOR TOWN	OA		M/s.MANGAL INDUSTRIES LIMITED	Metered	Functional	30.09.2022	Industrial	-	-	-	AP918295	250	0.38	
354	Chittoor	11KV	TIRUPATI TOWN	OA		EXECUTIVE OFFICER	Metered	Functional	30.09.2022	Industrial	-	-	-	APX01820	1	0.29	
355	Chittoor	33KV	TIRUPATI TOWN	OA		BRAKES INDIA P LTD	Metered	Functional	30.09.2022	Industrial	-	-	-	APX02273	1000	0.19	
356	Chittoor	33KV	TIRUPATI RURALS	OA		M/S HINDUSTHAN COCACOLA	Metered	Functional	30.09.2022	Industrial	-	-	-	0021009511	1000	1.47	
	Chittoor	11KV	TIRUPATI TOWN	OA		EXECUTIVE OFFICER, T.T.D.,	Metered	Functional	30.09.2022	Industrial	-	-	-	APX01824	1000	0.19	
357	Chittoor	11KV	TIRUPATI TOWN	OA		SRI MUNI PACHAIYAMMAN TEXTILES	Metered	Functional	30.09.2022	Industrial	-	-	-	APX01667	1000	0.50	
358	Chittoor	11KV	MADANAPALE	OA		M/s HERITAGE FOODS LTD	Metered	Functional	30.09.2022	Industrial	-	-	-	APX01140	1	0.09	
359	Chittoor	33KV	TIRUPATI RURALS	OA		M/S.PUSHPIT STEELS (P) LTD	Metered	Functional	30.09.2022	Industrial	-	-	-	0021009486	1000	10.89	
360	Chittoor	11KV	TIRUPATI TOWN	OA		M/S.THE EXECUTIVE OFFICER,	Metered	Functional	30.09.2022	Industrial	-	-	-	APX01800	1	0.06	
361	Chittoor	11KV	TIRUPATI TOWN	OA		M/S.THE EXECUTIVE OFFICER	Metered	Functional	30.09.2022	Industrial	-	-	-	APX01802	1	0.06	
362	Chittoor	33KV	CHITTOOR RURALS	OA		M/S.INDIAN OIL CORPORATION(P)	Metered	Functional	30.09.2022	Industrial	-	-	-	16179523	1000	0.40	
363	Chittoor	11KV	TIRUPATI TOWN	3RD PARTY SALES		EXECUTIVE OFFICER/TTD	Metered	Functional	30.09.2022	Industrial	-	-	-	APX01792	1	0.01	
364	Chittoor	11KV	TIRUPATI TOWN	3RD PARTY SALES		THE EXECUTIVE OFFICER, TTD	Metered	Functional	30.09.2022	Industrial	-	-	-	APX01815	1	0.03	
365	Chittoor	33KV	CHITTOOR RURALS	3RD PARTY SALES		M/s.SAKTHI FERRO ALLOYS (INDIA) PVT. LTD.,	Metered	Functional	30.09.2022	Mixed	-	-	-	APW00101	2000	5.67	
366	Chittoor	132KV	TIRUPATI RURALS	3RD PARTY SALES		M/S.PRAKASH FERROUS INDUSTRIES	Metered	Functional	30.09.2022	Mixed	-	-	-	0021001246	1000	7.41	
367	Chittoor	0.440KV	TIRUPATI RURALS	AUXILIARY CONSUMPTION		AUXILIARY CONSUMPTION	Metered	Functional	30.09.2022	Mixed	-	-	-			0.68	
368	Kadapa	132/33kv	Kadapa	220KV Chakrayapeta		16MVA 132/33 kv Transformer#1	Metered	Functional	30.09.2022	Mixed	-	-	-	XD551503	1000	1.88	
369	Kadapa	132/33kv	Kadapa	220KV Chakrayapeta		31.5MVA 132/33 kv Transformer#2	Metered	Functional	30.09.2022	Mixed	-	-	-	XD551509	2000	3.49	
370	Kadapa	132/33kv	Mydukur	B Matam		31.5 MVA 132/33KV Transformer#1	Metered	Functional	30.09.2022	Mixed	-	-	-	18117132	2	8.62	
371	Kadapa	132/33kv	Badvel	Badwel		16MVA 132/33 kv Transformer#2	Metered	Functional	30.09.2022	Mixed	-	-	-	15462408	1000	4.98	
372	Kadapa	132/33kv	Badvel	Badwel		16MVA 132/33 kv Transformer#3	Metered	Functional	30.09.2022	Mixed	-	-	-	15462409	333.33	5.32	
373	Kadapa	132/33kv	Badvel	Badwel		31.5MVA 132/33 kv Transformer#1	Metered	Functional	30.09.2022	Mixed	-	-	-	15462415	1600	8.54	
374	Kadapa	132/33kv	Badvel	Balapanur		31.5MVA 132/33 kv Transformer#1	Metered	Functional	30.09.2022	Industrial	-	-	-	15462402	1600	1.72	
375	Kadapa	132/33kv	Badvel	Balapanur		31.5MVA 132/33 kv Transformer#2	Metered	Functional	30.09.2022	Mixed	-	-	-	15462195	2000	1.78	
376	Kadapa	132kv Fdr	Proddatur	Bharathi Cements Limited(132KV)		132KV Bharathi Cements	Metered	Functional	30.09.2022	Mixed	-	-	-	APX00252	1000	54.04	
377	Kadapa	132/33kv	Proddatur	Duvvur		16MVA 132/33 kv Transformer#1	Metered	Functional	30.09.2022	Industrial	-	-	-	AP914534	1000	8.28	
378	Kadapa	132/33kv	Proddatur	Duvvur		31.5MVA 132/33 kv Transformer#2	Metered	Functional	30.09.2022	Industrial	-	-	-	AP914519	2000	13.77	
379	Kadapa	132kv Fdr	Proddatur	Gandikota LIS		132KV Kirloskar Brother Limited Feeder	Metered	Functional	30.09.2022	Industrial	-	-	-	X0420960	12000	4.84	
380	Kadapa	132kv Fdr	Proddatur	Gandikota LIS		132KV Chitravathi Brother Limited Feeder	Metered	Functional	30.09.2022	Mixed	-	-	-	X0420961	20000	0.45	
381	Kadapa	132kv Fdr	Proddatur	Jammalamadugu		132 kv Dalmia Cements	Metered	Functional	30.09.2022	Mixed	-	-	-	7886010	3000	21.17	
382	Kadapa	132/33kv	Pulivendula	Jammalamadugu		31.5MVA 132/33 kv Transformer#2	Metered	Functional	30.09.2022	Mixed	-	-	-	15462400	2000	13.89	
383	Kadapa	132/33kv	Pulivendula	Jammalamadugu		31.5MVA 132/33 kv Transformer#1	Metered	Functional	30.09.2022	Mixed	-	-	-	15462399	1600	14.37	
384	Kadapa	132/33kv	Pulivendula	Kadapa		50MVA 132/33 kv Transformer#2	Metered	Functional	30.09.2022	Mixed	-	-	-	XD550698	3000	39.76	
385	Kadapa	132/33kv	Pulivendula	Kadapa		50MVA 132/33 kv Transformer#1	Metered	Functional	30.09.2022	Mixed	-	-	-	XD550663	3000	40.60	
386	Kadapa	132/33kv	Pulivendula	Kalasapadu		16MVA 132/33 kv Transformer#1	Metered	Functional	30.09.2022	Mixed	-	-	-	18016902	1000	3.31	
387	Kadapa	132/33kv	Pulivendula	Kalasapadu		31.5MVA 132/33 kv Transformer#2	Metered	Functional	30.09.2022	Mixed	-	-	-	18016887	2000	5.47	



B.388	Kadapa	220/33kV	Pulivendula	Koduru	31.5MVA 220/33 kV Transformer#1	Metered	Functional	30.09.2022	Mixed	-	-	-	15462232	1500	13.15		
B.389	Kadapa	220/33kV	Rajampet	Koduru	31.5MVA 220/33 kV Transformer # 2	Metered	Functional	30.09.2022	Mixed	-	-	-	15462233	1333.33	13.64		
B.390	Kadapa	220/33kV	Rajampet	Koduru	31.5MVA 220/33 kV Transformer # 3	Metered	Functional	30.09.2022	Mixed	-	-	-	XD471652	400	12.44		
B.391	Kadapa	132/33kV	Proddatur	Kondapuram	31.5MVA 132/33 kV Transformer#1	Metered	Functional	30.09.2022	Mixed	-	-	-	15462194	1600	1.62		
B.392	Kadapa	132/33kV	Proddatur	Kondapuram	31.5MVA 132/33 kV Transformer#2	Metered	Functional	30.09.2022	Mixed	-	-	-	15462401	2000	1.70		
B.393	Kadapa	132/33kV	Proddatur	Lingala	16MVA 132/33 kV Transformer#1	Metered	Functional	30.09.2022	Mixed	-	-	-	15462405	1000	4.77		
B.394	Kadapa	132/33kV	Proddatur	Lingala	16MVA 132/33 kV Transformer#2	Metered	Functional	30.09.2022	Mixed	-	-	-	15462427	1000	4.44		
B.395	Kadapa	132/33kV	Proddatur	Lingala	16MVA 132/33 kV Transformer#3	Metered	Functional	30.09.2022	Mixed	-	-	-	XD551494	333.33	4.79		
B.396	Kadapa	132/33kV	KADIRI	Moolavanka	16MVA 132/33 kV Transformer#3	Metered	Functional	30.09.2022	Mixed	-	-	-	0	333.33	0.00		
B.397	Kadapa	220/33kV	HINDUPUR	Moolavanka	31.5MVA 132/33 kV Transformer#2	Metered	Functional	30.09.2022	Industrial	-	-	-	15462200	2000	13.87		
B.398	Kadapa	132/33kV	HINDUPUR	Moolavanka	31.5MVA 132/33 kV Transformer#1	Metered	Functional	30.09.2022	Mixed	-	-	-	15462407	1600	12.98		
B.399	Kadapa	132kV Fdr	Proddatur	Muddanur RTSS	132KV Railway Traction feeder	Metered	Functional	30.09.2022	Mixed	-	-	-	12287907	500	10.27		
B.400	Kadapa	220/33kV	ANANTAPURAMU	Mydukuru	31.5MVA 220/33 kV Transformer#1	Metered	Functional	30.09.2022	Mixed	-	-	-	15462191	1500	11.17		
B.401	Kadapa	220/33kV	ANANTAPURAMU	Mydukuru	50MVA 220/33 kV Transformer#2	Metered	Functional	30.09.2022	Mixed	-	-	-	15462022	1000	17.48		
B.402	Kadapa	220/33kV	Mydukuru	Mydukuru	50MVA 220/33 kV Transformer#3	Metered	Functional	30.09.2022	Mixed	-	-	-	AP914547	2000	11.28		
B.403	Kadapa	132/33kV	HINDUPUR	Nallacheruvupalli	16MVA 132/33 kV Transformer#1	Metered	Functional	30.09.2022	Mixed	-	-	-	X1589331	1000	0.70		
B.404	Kadapa	132/33kV	HINDUPUR	Nallacheruvupalli	31.5MVA 132/33 kV Transformer#2	Metered	Functional	30.09.2022	Mixed	-	-	-	X1589329	2000	0.64		
B.405	Kadapa	132/33kV	HINDUPUR	Porumamilla	31.5MVA 132/33 kV Transformer#2	Metered	Functional	30.09.2022	Mixed	-	-	-	15462192	2000	6.82		
B.406	Kadapa	132/33kV	HINDUPUR	Porumamilla	31.5MVA 132/33 kV Transformer#1	Metered	Functional	30.09.2022	Mixed	-	-	-	15462199	1600	6.92		
B.407	Kadapa	132/33kV	HINDUPUR	Proddaturu	31.5MVA 132/33 kV Transformer#1	Metered	Functional	30.09.2022	Mixed	-	-	-	15462177	1600	22.93		
B.408	Kadapa	132/33kV	HINDUPUR	Proddaturu	31.5MVA 132/33 kV Transformer#2	Metered	Functional	30.09.2022	Industrial	-	-	-	15462193	2000	22.33		
B.409	Kadapa	132/33kV	HINDUPUR	Pulivendala (220KV)	16MVA 132/33 kV Transformer#1	Metered	Functional	30.09.2022	Mixed	-	-	-	15462403	1000	5.16		
B.410	Kadapa	132/33kV	HINDUPUR	Pulivendala (220KV)	16MVA 132/33 kV Transformer#2	Metered	Functional	30.09.2022	Industrial	-	-	-	15462404	1000	5.41		
B.411	Kadapa	132kV Fdr	Pulivendula	Pulivendala (220KV)	132KV Govindharaja textiles	Metered	Functional	30.09.2022	Mixed	-	-	-	AP918500	2000	5.91		
B.412	Kadapa	132/33kV	HINDUPUR	Pulivendla	31.5MVA 132/33 kV Transformer#2	Metered	Functional	30.09.2022	Industrial	-	-	-	15462197	2000	7.38		
B.413	Kadapa	132kV Fdr	Pulivendula	Pulivendla	132KV Uranium	Metered	Functional	30.09.2022	Industrial	-	-	-	12287908	250	22.14		
B.414	Kadapa	132/33kV	HINDUPUR	Pulivendla	50MVA 132/33 kV Transformer#1	Metered	Functional	30.09.2022	Mixed	-	-	-	XD551499	3000	11.56		
B.415	Kadapa	132KV	GOOTY	Railway Traction, Kadapa (SWS)	132KV Railway Traction	Metered	Functional	30.09.2022	Mixed	-	-	-	12287911	500	8.81		
B.416	Kadapa	132KV	Rajampet	Rajampet	220 KV Rajampet Rly. Traction	Metered	Functional	30.09.2022	Mixed	-	-	-	XE410703	250	9.62		
B.417	Kadapa	132/33kV	GOOTY	Rajampet	31.5MVA 132/33 kV Transformer#3	Metered	Functional	30.09.2022	Mixed	-	-	-	XD566013	1000	16.76		
B.418	Kadapa	132/33kV	HINDUPUR	Rajampet	31.5MVA 132/33 kV Transformer#1	Metered	Functional	30.09.2022	Mixed	-	-	-	XD566008	1600	16.14		
B.419	Kadapa	132/33kV	HINDUPUR	Rayachoti	31.5MVA 132/33 kV Transformer#2	Metered	Functional	30.09.2022	Mixed	-	-	-	15462201	2000	6.22		
B.420	Kadapa	132/33kV	HINDUPUR	Rayachoti	50MVA 132/33 kV Transformer#1	Metered	Functional	30.09.2022	Mixed	-	-	-	TSS03044	3000	10.20		
B.421	Kadapa	132/33kV	HINDUPUR	Sambepalli	16MVA 132/33 kV Transformer#1	Metered	Functional	30.09.2022	Industrial	-	-	-	15462414	1000	6.12		
B.422	Kadapa	132/33kV	HINDUPUR	Sambepalli	16MVA 132/33 kV Transformer#2	Metered	Functional	30.09.2022	Mixed	-	-	-	15462416	1000	6.58		
B.423	Kadapa	132/33kV	KADIRI	Sambepalli	16MVA 132/33 kV Transformer#3	Metered	Functional	30.09.2022	Mixed	-	-	-	TSS03390	333.33	6.87		
B.424	Kadapa	132/33kV	KADIRI	Satellite city	10/16 MVA 132/33KV Transformer-1	Metered	Functional	30.09.2022	Mixed	-	-	-	X1482079	1000	2.01		
B.425	Kadapa	132/33kV	KADIRI	Satellite city	10/16 MVA 132/33KV Transformer#2	Metered	Functional	30.09.2022	Industrial	-	-	-	X1480917	1000	1.92		
B.426	Kadapa	132/33kV	HINDUPUR	T.G.Palli	16MVA 132/33 kV Transformer#1	Metered	Functional	30.09.2022	Mixed	-	-	-	15462429	1000	3.49		
B.427	Kadapa	132/33kV	HINDUPUR	T.G.Palli	16MVA 132/33 kV Transformer#2	Metered	Functional	30.09.2022	Mixed	-	-	-	15462410	1000	3.40		
B.428	Kadapa	132kV Fdr	Rajampet	T.G.Palli	132KV RTSS Cherlopalli Feeder	Metered	Functional	30.09.2022	Mixed	-	-	-	11075672	360000	2.82		
B.429	Kadapa	220/33kV	Rajampet	T.G.Palli	16MVA 132/33 kV Transformer#3	Metered	Functional	30.09.2022	Mixed	-	-	-	15462412	333.33	3.62		
B.430	Kadapa	220kV Fdr	Proddatur	Timmapuram LIS	220 KV Lift Irrigation	Metered	Functional	30.09.2022	Mixed	-	-	-	X0420967	6666.6	1.17		
B.431	Kadapa	132/33kV	Proddatur	Vempalli	31.5MVA 132/33 kV Transformer#1	Metered	Functional	30.09.2022	Industrial	-	-	-	15462208	1600	3.67		
B.432	Kadapa	132/33kV	Proddatur	Vempalli	31.5MVA 132/33 kV Transformer#2	Metered	Functional	30.09.2022	Industrial	-	-	-	15462209	2000	3.14		
B.433	Kadapa	132/33kV	Proddatur	Vempalli	16MVA 132/33 kV Transformer#3	Metered	Functional	30.09.2022	Industrial	-	-	-	TSS03397	333.33	6.25		
B.434	Kadapa	132/33kV	Proddatur	Vontimitta	16MVA 132/33 kV Transformer#1	Metered	Functional	30.09.2022	Industrial	-	-	-	15462411	1000	7.7521911		
B.435	Kadapa	132/33kV	Proddatur	Vontimitta	16MVA 132/33 kV Transformer#2	Metered	Functional	30.09.2022	Industrial	-	-	-	15462413	1000	6.01		
B.436	Kadapa	132/33kV	Proddatur	Yerraguntla	31.5MVA 132/33 kV Transformer#1	Metered	Functional	30.09.2022	Industrial	-	-	-	15462175	1600	9.84		
B.437	Kadapa	132kV Fdr	Proddatur	Yerraguntla	132 kV ICL#1	Metered	Functional	30.09.2022	Mixed	-	-	-	APX00232	1000	15.19		
B.438	Kadapa	132kV Fdr	Proddatur	Yerraguntla	132 kV ICL#2	Metered	Functional	30.09.2022	Mixed	-	-	-	APX00235	1000	8.85		
B.439	Kadapa	132kV Fdr	Proddatur	Yerraguntla	132 kV CCI#1	Metered	Functional	30.09.2022	Mixed	-	-	-	APX00226	1000	26.76		
B.440	Kadapa	132kV Fdr	Proddatur	Yerraguntla	132 kV CCI#2	Metered	Functional	30.09.2022	Industrial	-	-	-	APX00229	1000	0.01		
B.441	Kadapa	132kV Fdr	Proddatur	Yerraguntla	132 kV Texmaco (Zuari)	Metered	Functional	30.09.2022	Industrial	-	-	-	12287910	500	19.84		
B.442	Kadapa	132kV Fdr	Proddatur	Yerraguntla	132 kV Texmaco (Zuari) - II	Metered	Functional	30.09.2022	Industrial	-	-	-	12287909	#N/A	11.44		
B.443	Kadapa	132/33kV	Proddatur	Yerraguntla	31.5MVA 132/33 kV Transformer#2	Metered	Functional	30.09.2022	Industrial	-	-	-	15462176	2000	23.19		
B.444	Kadapa	132/33kV	Proddatur	Yerraguntla	16MVA 132/33 kV Transformer#3	Metered	Functional	30.09.2022	Industrial	-	-	-	15462428	333.33	20.89		
B.445	Kadapa	33KV	Rayachoty	Private Developers (SP)	33KV IOCL BP Kadapa (Solar)	Metered	Functional	30.09.2022	Industrial	-	-	-	APX01970	1000	9.28		
B.446	Kadapa	33KV	Rayachoty	Private Developers (SP)	ACME Solar plant-I	Metered	Functional	30.09.2022	Industrial	-	-	-	APX00910	1000	6.66		
B.447	Kadapa	33KV	Rayachoty	Private Developers (SP)	ACME Solar plant-II	Metered	Functional	30.09.2022	Industrial	-	-	-	APX00913	1000	2.00		
B.448	Kadapa	33KV	Rayachoty	Private Developers (SP)	Aditya Birla solar Pvt Ltd.-I	Metered	Functional	30.09.2022	Industrial	-	-	-	APX02468	1000	3.55		



3.449	Kadapa	33KV	Rayachoty	Private Developers (SP)	Aditya Birla solar Pvt Ltd.-II	Metered	Functional	30.09.2022	Industrial	-	-	-	APX02616	1000	3.95		
3.450	Kadapa	33KV	Pulivendula	Private Developers (SP)	Atria Wind Power Private Limited-1	Metered	Functional	30.09.2022	Industrial	-	-	-	APX00980	1000	3.81		
3.451	Kadapa	33KV	Pulivendula	Private Developers (SP)	Atria Wind Power Private Limited-2	Metered	Functional	30.09.2022	Industrial	-	-	-	APX01024	1000	3.80		
	Kadapa	33KV	Pulivendula	Private Developers (SP)	Azur Solar Services Pvt Ltd.	Metered	Functional	30.09.2022	Industrial	-	-	-	0	1000	3.76		
3.452	Kadapa	33KV	Pulivendula	Private Developers (SP)	Balaji Biomass Power Pvt Ltd	Metered	Functional	30.09.2022	Industrial	-	-	-	APX00626	1000	2.49		
3.453	Kadapa	33KV	Pulivendula	Private Developers (SP)	ERA Enviroventures(33KV)	Metered	Functional	30.09.2022	Industrial	-	-	-	APX00705	1000	1.13		
3.454	Kadapa	33KV	Pulivendula	Private Developers (SP)	Welspun Solar energy pvt. ltd.	Metered	Functional	30.09.2022	Industrial	-	-	-	16400221	1000	0.55		
3.456	Kadapa	132KV	Pulivendula	IEX	M/S.INDIA CEMENTS LTD	Metered	Functional	30.09.2022	Industrial	-	-	-	APX00224	1000		0.41	
3.457	Kadapa	132KV	Pulivendula	IEX	INDIA CEMENTS LTD	Metered	Functional	30.09.2022	Industrial	-	-	-	APX00233	1000		0.87	
3.458	Kadapa	132KV	PRODDATUR	IEX	THE PRESIDENT ZUARI CEMENT	Metered	Functional	30.09.2022	Industrial	-	-	-	APX02384	1000		7.09	
3.459	Kadapa	132KV	PRODDATUR	IEX	M/S.BHARATHI CEMENTS CORP.PVT.	Metered	Functional	30.09.2022	Industrial	-	-	-	APX00250	1000		3.26	
3.460	Kadapa	132KV	PRODDATUR	IEX	The Executive Director	Metered	Functional	30.09.2022	Industrial	-	-	-	APX00357	1000		0.23	
3.461	Kadapa	33KV	Pulivendula	IEX	M/S.NSL TEXTILES LTD.,	Metered	Functional	30.09.2022	Mixed	-	-	-	APX02050	1000		0.40	
3.462	Kadapa	132KV	PRODDATUR	OA	THE PRESIDENT ZUARI CEMENT	Metered	Functional	30.09.2022	Mixed	-	-	-	APX02384	1000		0.59	
3.463	Kadapa	11KV	KADAPA	OA	ASST.MANAGER INDIAN OIL	Metered	Functional	30.09.2022	Mixed	-	-	-	APX02144	2.5		0.20	
3.464	Kadapa	11KV	KADAPA	OA	USHODAYA PUBLICATIONS	Metered	Functional	30.09.2022	Mixed	-	-	-	APZ01059	1000		0.03	
3.465	Kadapa	0.440kv	KADAPA	AUXILIARY CONSUMPTION	AUXILIARY CONSUMPTION	Metered	Functional	30.09.2022	Industrial	-	-	-				0.66	
3.466	Kurnool	132kv Fdr	Kurnool Town	A.P.Carbides (220kv Kurnool)	132 kv Bharat Alloys Energy Ltd	Metered	Functional	30.09.2022	Mixed	-	-	-	0	500	1.95		
3.467	Kurnool	132/33kv	Kurnool Town	A.P.Carbides (220kv Kurnool)	31.5MVA 132/33 kv Transformer#2	Metered	Functional	30.09.2022	Mixed	-	-	-	15462141	2000	9.48		
3.468	Kurnool	132/33kv	Kurnool Town	A.P.Carbides (220kv Kurnool)	31.5MVA 132/33 kv Transformer#1	Metered	Functional	30.09.2022	Mixed	-	-	-	15462288	1600	9.3835358		
3.469	Kurnool	132/33kv	Kurnool Town	Adoni	31.5MVA 132/33 kv Transformer#2	Metered	Functional	30.09.2022	Mixed	-	-	-	15462220	2000	23.69		
3.470	Kurnool	132/33kv	Kurnool Town	Adoni	31.5MVA 132/33 kv Transformer#1	Metered	Functional	30.09.2022	Mixed	-	-	-	AP903134	1600	25.28		
3.471	Kurnool	132/33kv	Kurnool Town	Adoni	16MVA 132/33 kv Transformer#3	Metered	Functional	30.09.2022	Mixed	-	-	-	15462436	333.33	17.10		
3.472	Kurnool	132kv Fdr	Adoni	Adoni	132KV Nagarur RTSS Feeder	Metered	Functional	30.09.2022	Mixed	-	-	-	X1076677	6000	15.57		
3.473	Kurnool	132/33kv	Adoni	Allagadda	50MVA 132/33 kv Transformer#1	Metered	Functional	30.09.2022	Mixed	-	-	-	15462173	3000	12.93		
3.474	Kurnool	132/33kv	Adoni	Allagadda	50MVA 132/33 kv Transformer#2	Metered	Functional	30.09.2022	Industrial	-	-	-	15462174	3000	9.38		
3.475	Kurnool	132/33kv	Adoni	Alur	16MVA 132/33 kv Transformer#1	Metered	Functional	30.09.2022	Mixed	-	-	-	KA906616	1000	11.78		
3.476	Kurnool	132/33kv	Adoni	Alur	16MVA 132/33 kv Transformer#2	Metered	Functional	30.09.2022	Mixed	-	-	-	TSS03042	1000	11.26		
3.477	Kurnool	132/33kv	Adoni	Alur	16MVA 132/33 kv Transformer#3	Metered	Functional	30.09.2022	Mixed	-	-	-	XC598716	333.33	1.02		
3.478	Kurnool	132/33kv	Adoni	Ankireddypalli (Transco)	16MVA 132/33 kv Transformer	Metered	Functional	30.09.2022	Mixed	-	-	-	15462444	1000	3.95		
3.479	Kurnool	132/33kv	Adoni	Ankireddypalli (Transco)	16MVA 132/33 kv Transformer#2	Metered	Functional	30.09.2022	Mixed	-	-	-	0	1000	8.22		
3.480	Kurnool	132kv Fdr	Adoni	Ankireddypalli (Transco)	Ramco Cements Ltd.	Metered	Functional	30.09.2022	Mixed	-	-	-	X1291143	500	11.71		
3.481	Kurnool	132/33kv	Adoni	Ankireddypalli (Transco)	31.5 MVA 132/33 kv Transformer#2	Metered	Functional	30.09.2022	Industrial	-	-	-	15462445	666.67	17.90		
3.482	Kurnool	132/33kv	Adoni	Atmakur (Kurnool)	31.5MVA 132/33 kv Transformer#1	Metered	Functional	30.09.2022	Industrial	-	-	-	15462434	1600	13.11		
3.483	Kurnool	132/33kv	Adoni	Atmakur (Kurnool)	31.5MVA 132/33 kv Transformer#2	Metered	Functional	30.09.2022	Industrial	-	-	-	15462443	2000	2.07		
3.484	Kurnool	132/33kv	Adoni	Banagana Palle	16MVA 132/33 kv Transformer#1	Metered	Functional	30.09.2022	Industrial	-	-	-	15462430	1000	10.59		
3.485	Kurnool	132kv Fdr	Dhone	Banagana Palle	132KV Sri Jayajyoti Cements Limited	Metered	Functional	30.09.2022	Mixed	-	-	-	7659275	3000	13.20		
3.486	Kurnool	132/33kv	Dhone	Banagana Palle	16MVA 132/33 kv Transformer#3	Metered	Functional	30.09.2022	Mixed	-	-	-	TSS03393	333.33	7.98		
3.487	Kurnool	132/33kv	Dhone	Banagana Palle	31.5MVA 132/33 kv Transformer#2	Metered	Functional	30.09.2022	Mixed	-	-	-	15462431	2000	19.17		
3.488	Kurnool	220kv Fdr	Nandyal	Bilakalagudur SWS	220KV JSW Cements	Metered	Functional	30.09.2022	Mixed	-	-	-	APX02450	2000	10.08		
3.489	Kurnool	220kv Fdr	Kurnool Rurals	BMKR	220 KV Lift Irrigation#1	Metered	Functional	30.09.2022	Mixed	-	-	-	XD471707	200	10.68		
3.490	Kurnool	220kv Fdr	Kurnool Rurals	BMKR	220 KV Lift Irrigation#2	Metered	Functional	30.09.2022	Mixed	-	-	-	XD471709	200	9.80		
3.491	Kurnool	220kv Fdr	Kurnool Rurals	BMKR	220 KV Lift Irrigation#3	Metered	Functional	30.09.2022	Mixed	-	-	-	XD471706	200	9.47		
3.492	Kurnool	132kv Fdr	Dhone	Cementnagar	132 kv Panyam Cement Industries	Metered	Functional	30.09.2022	Industrial	-	-	-	Y0292613	166.67	4.53		
3.493	Kurnool	132/33kv	Dhone	Cementnagar	31.5MVA 132/33 kv Transformer#2	Metered	Functional	30.09.2022	Industrial	-	-	-	15462437	2000	11.36		
3.494	Kurnool	132/33kv	Dhone	Cementnagar	31.5MVA 132/33 kv Transformer#1	Metered	Functional	30.09.2022	Industrial	-	-	-	15462433	1600	4.21		
3.495	Kurnool	132/33kv	Dhone	Dhone	31.5MVA 132/33 kv Transformer#1	Metered	Functional	30.09.2022	Industrial	-	-	-	15462218	1600	9.68		
3.496	Kurnool	132/33kv	Dhone	Dhone	31.5MVA 132/33 kv Transformer#2	Metered	Functional	30.09.2022	Industrial	-	-	-	TSS03417	2000	9.57		
3.497	Kurnool	11KV	Kurnool	Genco-Discom	11 kv RBPH PWD Feeder (From Srisailem Right Bank)	Metered	Functional	30.09.2022	Industrial	-	-	-	AP02251A	1000	0.44		
3.498	Kurnool	132/33kv	Kurnool	Gudur	31.5MVA 132/33 kv Transformer#2	Metered	Functional	30.09.2022	Industrial	-	-	-	TSS03357	2000	8.30		
3.499	Kurnool	132/33kv	Kurnool	Gudur	31.5MVA 132/33 kv Transformer#1	Metered	Functional	30.09.2022	Mixed	-	-	-	15462250	1600	9.17		
3.500	Kurnool	220kv Fdr	Kurnool	Kambalapadu LIS	220KV Lift Irrigation#1	Metered	Functional	30.09.2022	Mixed	-	-	-	XD471700	125000	11.53		
3.501	Kurnool	220kv Fdr	Kurnool	Kambalapadu LIS	220KV Lift Irrigation#2	Metered	Functional	30.09.2022	Mixed	-	-	-	XD471696	1000	12.98		
3.502	Kurnool	220kv Fdr	Kurnool	Kambalapadu LIS	220KV Lift Irrigation#3	Metered	Functional	30.09.2022	Industrial	-	-	-	XD471687	1000	11.64		
3.503	Kurnool	220kv Fdr	Kurnool	Krishnagiri LIS	220KV Lift Irrigation#1	Metered	Functional	30.09.2022	Industrial	-	-	-	XD471697	125000	7.66		
3.504	Kurnool	220kv Fdr	Kurnool	Krishnagiri LIS	220KV Lift Irrigation#2	Metered	Functional	30.09.2022	Industrial	-	-	-	XD471698	1000	8.46		
3.505	Kurnool	220kv Fdr	Kurnool	Krishnagiri LIS	220KV Lift Irrigation#3	Metered	Functional	30.09.2022	Mixed	-	-	-	XD471699	1000	8.78		
3.506	Kurnool	220/33kv	Kurnool	Krishnagiri LIS	220KV Lift Irrigation#4	Metered	Functional	30.09.2022	Mixed	-	-	-	19006566	3000	8.83		
3.507	Kurnool	132kv Fdr	Kurnool Town	Kurnool	132 kv Rayalaseema Alkalies	Metered	Functional	30.09.2022	Industrial	-	-	-	KAU09377	3600	58.17		
3.508	Kurnool	132/33kv	Kurnool Town	Kurnool	31.5MVA 132/33 kv Transformer#3	Metered	Functional	30.09.2022	Industrial	-	-	-	15462074	1000	16.80		
3.509	Kurnool	132/33kv	Kurnool Town	Kurnool	15MVA 132/33 kv Transformer#4	Metered	Functional	30.09.2022	Industrial	-	-	-	15462446	1000	107.59		
3.510	Kurnool	132/33kv	Kurnool Town	Kurnool	31.5MVA 132/33 kv Transformer#1	Metered	Functional	30.09.2022	Industrial	-	-	-	15462287	1600	29.20		



B.511	Kurnool	220kV Fdr	Kurnool Town	Lakkasagaram LIS		220KV Lift Irrigation#1	Metered	Functional	30.09.2022	Industrial	-	-	-	XD471689	125000	11.34		
B.512	Kurnool	220kV Fdr	Kurnool Town	Lakkasagaram LIS		220KV Lift Irrigation#2	Metered	Functional	30.09.2022	Industrial	-	-	-	XD471690	1000	20.23		
B.513	Kurnool	220kV Fdr	Kurnool Town	Lakkasagaram LIS		220KV Lift Irrigation#3	Metered	Functional	30.09.2022	Industrial	-	-	-	XD471688	1000	7.37		
B.514	Kurnool	132/33kV	Kurnool Town	Madhavaram		31.5MVA 132/33 kV Transformer#1	Metered	Functional	30.09.2022	Industrial	-	-	-	TSS03401	1600	14.78		
B.515	Kurnool	132kV Fdr	Adoni	Madhavaram		Mantralayam RTSS	Metered	Functional	30.09.2022	Mixed	-	-	-	17224185	1500	8.97		
B.516	Kurnool	132/33kV	Adoni	Madhavaram		31.5MVA 132/33 kV Transformer#2	Metered	Functional	30.09.2022	Mixed	-	-	-	TSS03035	2000	22.06		
B.517	Kurnool	220kV Fdr	Kurnool Rurals	Malyala		220 KV Lift Irrigation#1	Metered	Functional	30.09.2022	Mixed	-	-	-	XD471705	200	5.77		
B.518	Kurnool	220kV Fdr	Kurnool Rurals	Malyala		220 KV Lift Irrigation#2	Metered	Functional	30.09.2022	Mixed	-	-	-	XD471702	200	15.35		
B.519	Kurnool	220kV Fdr	Kurnool Rurals	Malyala		220 KV Lift Irrigation#3	Metered	Functional	30.09.2022	Mixed	-	-	-	XD471708	200	5.49		
B.520	Kurnool	220kV Fdr	Dhone	Malyala		220 KV Lift Irrigation#4	Metered	Functional	30.09.2022	Mixed	-	-	-	XD471704	200	8.45		
B.521	Kurnool	220kV Fdr	Kurnool Rurals	Muchmarri		220 KV Lift Irrigation#1	Metered	Functional	30.09.2022	Mixed	-	-	-	XD550705	200	10.39		
B.522	Kurnool	220kV Fdr	Kurnool Rurals	Muchmarri		220 KV Lift Irrigation#2	Metered	Functional	30.09.2022	Mixed	-	-	-	XD550676	200	0.02		
B.523	Kurnool	220kV Fdr	Kurnool Rurals	Muchmarri		220 KV Lift Irrigation#3	Metered	Functional	30.09.2022	Industrial	-	-	-	XD550677	200	0.06		
B.524	Kurnool	132/33kV	Kurnool Rurals	Mudigedu		16MVA 132/33 kV Transformer#2	Metered	Functional	30.09.2022	Industrial	-	-	-	15462442	1000	2.76		
B.525	Kurnool	132/33kV	Kurnool Rurals	Mudigedu		16MVA 132/33 kV Transformer#1	Metered	Functional	30.09.2022	Industrial	-	-	-	15462222	1000	2.61		
B.526	Kurnool	132/33kV	Kurnool Rurals	Nandikotkur		31.5MVA 132/33 kV Transformer#1	Metered	Functional	30.09.2022	Industrial	-	-	-	15462214	1600	9.63		
B.527	Kurnool	132/33kV	Kurnool Rurals	Nandikotkur		31.5MVA 132/33 kV Transformer#2	Metered	Functional	30.09.2022	Industrial	-	-	-	15462435	2000	8.87		
B.528	Kurnool	132/33kV	Kurnool Rurals	Nandyal		50MVA 132/33 kV Transformer#2	Metered	Functional	30.09.2022	Industrial	-	-	-	15462037	3000	26.85		
B.529	Kurnool	132/33kV	Kurnool Rurals	Nandyal		50MVA 132/33 kV Transformer#1	Metered	Functional	30.09.2022	Mixed	-	-	-	15462036	3000	27.75		
B.530	Kurnool	220kV Fdr	Nandyal	Nandyal		Nandyal RTSS	Metered	Functional	30.09.2022	Mixed	-	-	-	XC580014	2000	21.83		
B.531	Kurnool	132/33kV	Nandyal	Nandyal		50MVA 132/33 kV Transformer#3	Metered	Functional	30.09.2022	Mixed	-	-	-	TSS03352	3000	36.43		
B.532	Kurnool	220kV Fdr	Nandyal	Nansuralla LIS		220KV Lift Irrigation#1	Metered	Functional	30.09.2022	Mixed	-	-	-	XD471686	125000	4.25		
B.533	Kurnool	220kV Fdr	Nandyal	Nansuralla LIS		220KV Lift Irrigation#2	Metered	Functional	30.09.2022	Mixed	-	-	-	XD471692	1000	23.08		
B.534	Kurnool	220kV Fdr	Nandyal	Nansuralla LIS		220KV Lift Irrigation#3	Metered	Functional	30.09.2022	Mixed	-	-	-	XD471601	1000	7.86		
B.535	Kurnool	Traction	Adoni	Nansuralla LIS		RTSS Pendekallu	Metered	Functional	30.09.2022	Mixed	-	-	-	XC598659	500	3.560024		
B.536	Kurnool	132/33kV	Adoni	Nansuralla LIS		80MVA 132/33 kV Transformer#5	Metered	Functional	30.09.2022	Mixed	-	-	-	19006557	1500	13.83		
B.537	Kurnool	132/33kV	Adoni	Pattikonda		31.5MVA 132/33 kV Transformer#1	Metered	Functional	30.09.2022	Industrial	-	-	-	15462215	1600	3.32		
B.538	Kurnool	132/33kV	Adoni	Pattikonda		31.5MVA 132/33 kV Transformer#2	Metered	Functional	30.09.2022	Industrial	-	-	-	15462441	2000	18.12		
B.539	Kurnool	132/33kV	Adoni	Racherla		31.5MVA 132/33 kV Transformer#1	Metered	Functional	30.09.2022	Industrial	-	-	-	15462216	1600	4.51		
B.540	Kurnool	132kV Fdr	Dhone	Racherla		132KV Priya Cements Ltd.	Metered	Functional	30.09.2022	Industrial	-	-	-	X0661696	1000	12.80		
B.541	Kurnool	132/33kV	Dhone	Racherla		31.5MVA 132/33 kV Transformer#2	Metered	Functional	30.09.2022	Mixed	-	-	-	15462219	2000	-1.43		
B.542	Kurnool	132/33kV	Dhone	Rudravaram		31.5MVA 132/33 kV Transformer#2	Metered	Functional	30.09.2022	Mixed	-	-	-	18053527	2000	23.12		
B.543	Kurnool	132/33kV	Dhone	Rudravaram		31.5MVA 132/33 kV Transformer#1	Metered	Functional	30.09.2022	Mixed	-	-	-	18016896	1600	3.26		
B.544	Kurnool	220kV Fdr	Dhone	Settypalli LIS		220KV Lift Irrigation#1	Metered	Functional	30.09.2022	Mixed	-	-	-	XD471703	125000	8.27		
B.545	Kurnool	220kV Fdr	Dhone	Settypalli LIS		220KV Lift Irrigation#2	Metered	Functional	30.09.2022	Industrial	-	-	-	XD471693	1000	8.06		
B.546	Kurnool	220kV Fdr	Dhone	Settypalli LIS		220KV Lift Irrigation#3	Metered	Functional	30.09.2022	Industrial	-	-	-	XD471701	1000	9.05		
B.548	Kurnool	220kV Fdr	Dhone	Somayajulapalli		Rangapuram RTSS	Metered	Functional	30.09.2022	Industrial	-	-	-	XC598661	500	9.05		
B.549	Kurnool	132/33kV	Dhone	Srisaillam		16MVA 132/33 kV Transformer#1	Metered	Functional	30.09.2022	Industrial	-	-	-	15462249	1000	9.45		
B.550	Kurnool	132/33kV	Dhone	Srisaillam		16MVA 132/33 kV Transformer#2	Metered	Functional	30.09.2022	Industrial	-	-	-	TSS03380	1000	6.27		
B.551	Kurnool	132/33kV	Dhone	Yemmiganur		50MVA 132/33 kV Transformer#2	Metered	Functional	30.09.2022	Industrial	-	-	-	15462035	3000	11.19		
B.552	Kurnool	132/33kV	Dhone	Yemmiganur		50MVA 132/33 kV Transformer#1	Metered	Functional	30.09.2022	Industrial	-	-	-	15462217	3000	10.62		
B.553	Kurnool	Genco-Discom	Dhone	Genco-Discom (APSP)		11 kV Srisaillam Town Feeder (From Srisaillam Right Bank)	Metered	Functional	30.09.2022	Industrial	-	-	-	AP02298A	1000	0.17		
B.554	Kurnool	Genco-Discom	Dhone	Genco-Discom (APSP)		11 kV Srisaillam LBPH Colony Feeder (From Srisaillam Right Bank)	Metered	Functional	30.09.2022	Industrial	-	-	-	AP02309A	1000	0.19		
B.555	Kurnool	Solar	Dhone	Private Developers (SP)		APIC Solar Power Plant	Metered	Functional	30.09.2022	Industrial	-	-	-	21001249	1000	24.39		
B.556	Kurnool	Wind Power	Dhone	Private Developers (SP)		Ecoren Wind Energy India Ltd.,	Metered	Functional	30.09.2022	Industrial	-	-	-	APX01025	1000	24.98		
B.557	Kurnool	Solar	Kurnool Rurals	Private Developers (SP)		Gajanana Financial Services Pvt. Ltd. (Solar power)	Metered	Functional	30.09.2022	Industrial	-	-	-	20008110	1000	0.21		
B.558	Kurnool	Solar	Nandyal	Private Developers (SP)		JSW Energy Ltd.	Metered	Functional	30.09.2022	Industrial	-	-	-	19001679	1000	4.88		
B.559	Kurnool	Mini Hydel	Kurnool Rurals	Private Developers (SP)		K M Power Ltd. (Phase 1)	Metered	Functional	30.09.2022	Industrial	-	-	-	21009495	1000	3.10		
B.560	Kurnool	Mini Hydel	Kurnool Rurals	Private Developers (SP)		K M Power Ltd. (Phase 2)	Metered	Functional	30.09.2022	Industrial	-	-	-	21009498	1000	2.60		
B.561	Kurnool	Mini Hydel	Nandyal	Private Developers (SP)		K M Power Ltd. (Phase 3)	Metered	Functional	30.09.2022	Industrial	-	-	-	APX00268	1000	7.46		
B.562	Kurnool	Solar	Nandyal	Private Developers (SP)		Kanthi Brothers oil Pvt Ltd	Metered	Functional	30.09.2022	Industrial	-	-	-	APX01209	1000	3.69		
B.563	Kurnool	Wind Power	Adoni	Private Developers (SP)		KCT Renewable Wind Energy (P) Ltd-1	Metered	Functional	30.09.2022	Industrial	-	-	-	APX00965	1000	6.64		
B.564	Kurnool	Wind Power	Adoni	Private Developers (SP)		KCT Renewable Wind Energy (P) Ltd-2	Metered	Functional	30.09.2022	Industrial	-	-	-	APX00969	1000	3.26		
B.565	Kurnool	Wind Power	Adoni	Private Developers (SP)		KCT Wind Power plant Circuit - I	Metered	Functional	30.09.2022	Industrial	-	-	-	APX01150	1000	5.38		
B.566	Kurnool	Wind Power	Adoni	Private Developers (SP)		KCT Wind Power plant Circuit - II	Metered	Functional	30.09.2022	Industrial	-	-	-	APX01161	1000	5.63		
B.567	Kurnool	Wind Power	Adoni	Private Developers (SP)		Matuth shakthi wind energy Ltd..	Metered	Functional	30.09.2022	Industrial	-	-	-	APX00794	1000	5.82		
B.568	Kurnool	Wind Power	Adoni	Private Developers (SP)		Mythra Vayu (Krishna) Pvt. Ltd., Burugula	Metered	Functional	30.09.2022	Industrial	-	-	-	APX01021	1000	5.51		
B.569	Kurnool	Wind Power	Dhone	Private Developers (SP)		Mytrah Wind Developers Private Ltd.	Metered	Functional	30.09.2022	Industrial	-	-	-	APX01701	1000	3.534026		
B.570	Kurnool	Mini Hydel	Kurnool Rurals	Private Developers (SP)		NCL Energy Ltd.	Metered	Functional	30.09.2022	Industrial	-	-	-	20000021	1000	4.13		
B.572	Kurnool	Wind Power	Nandyal	Private Developers (SP)		NEDCAP, Kurnool (Demo Wind Project)	Metered	Functional	30.09.2022	Industrial	-	-	-	APZ00924	1000	4.45		
B.573	Kurnool	Solar	Adoni	Private Developers (SP)		Niranjana Solar Energy Pvt.Ltd-1	Metered	Functional	30.09.2022	Industrial	-	-	-	15196518	1000	2.30		
B.574	Kurnool	Solar	Adoni	Private Developers (SP)		Niranjana Solar Energy Pvt.Ltd-2	Metered	Functional	30.09.2022	Industrial	-	-	-	15196521	1000	1.51		



.575	Kurnool	Bio-mass Powe	Kurnool Town	Private Developers (SP)	RS Hi-strength Hypo Ltd. (Biomass)	Metered	Functional	30.09.2022	Industrial	-	-	-	0	0	2.77		
.576	Kurnool	Mini Hydel	Kurnool Rurals	Private Developers (SP)	Sagar Power Ltd. (Kurnool)	Metered	Functional	30.09.2022	Industrial	-	-	-	APZ00722	1000	4.03		
.577	Kurnool	Solar	Kurnool Rurals	Private Developers (SP)	Sai Achyut Solar Power Plant	Metered	Functional	30.09.2022	Industrial	-	-	-	16179505	1000	0.73		
.578	Kurnool	Wind Power	Nandyal	Private Developers (SP)	Sai Silks Kalamandir	Metered	Functional	30.09.2022	Industrial	-	-	-	0	0	2.20		
.579	Kurnool	Solar	Kurnool Town	Private Developers (SP)	SB Solar Services Pvt Ltd.	Metered	Functional	30.09.2022	Industrial	-	-	-	17250976	1000	1.63		
.580	Kurnool	Solar	Kurnool Town	Private Developers (SP)	Sprouts Solar Energy Pvt.Ltd	Metered	Functional	30.09.2022	Industrial	-	-	-	APX00838	1000	0.23		
.581	Kurnool	Bio-mass Powe	Kurnool Town	Private Developers (SP)	Sree Rayalaseema Green Energy Ltd.	Metered	Functional	30.09.2022	Industrial	-	-	-	0	0	0.67		
.582	Kurnool	Waste Gas Base	Dhone	Private Developers (SP)	Sri Sai Sindhu Industries Limited	Metered	Functional	30.09.2022	Industrial	-	-	-	APZ00734	1000	4.54		
	Kurnool	Bio-mass Powe	Dhone	Private Developers (SP)	Suchand Power Generation Ltd.	Metered	Functional	30.09.2022	Industrial	-	-	-	0	0	0.00		
.583	Kurnool	Solar	Dhone	Private Developers (SP)	Sumeru Energy Pvt.Ltd	Metered	Functional	30.09.2022	Industrial	-	-	-	APX00758	1000	8.95		
.584	Kurnool	Wind Power	Nandyal	Private Developers (SP)	ZR Renewable Energy Private Limited	Metered	Functional	30.09.2022	Industrial	-	-	-	APX01061	1000	0.93		
.585	Kurnool	132KV	KURNOOL	IEX	RAYALASEEMA ALKALIES &	Metered	Functional	30.09.2022	Industrial	-	-	-	APZ00876	1000		50.92	
.586	Kurnool	132KV	KURNOOL	IEX	M/S. SREE JAYAJOTHI CEMENTS LTD.	Metered	Functional	30.09.2022	Industrial	-	-	-	APZ00800	1000		0.25	
.587	Kurnool	220KV	KURNOOL	IEX	M/S. JSW CEMENTS LTD.	Metered	Functional	30.09.2022	Industrial	-	-	-	APX02448	1000		0.61	
.588	Kurnool	132KV	KURNOOL	IEX	M/S MARUTI ISPAT AND ENERGY PVT.LTD,	Metered	Functional	30.09.2022	Industrial	-	-	-	APX01660	1000		1.90	
.589	Kurnool	11KV	KURNOOL	QA	USHODAYA PUBLICATIONS	Metered	Functional	30.09.2022	Industrial	-	-	-	16351142	1000		0.03	
.590	Kurnool	33KV	KURNOOL	QA	M/S SUGNA SPONGE AND POWER PVT LTD	Metered	Functional	30.09.2022	Mixed	-	-	-	APZ00734	1000		0.74	
.591	Kurnool	132KV	DHONE	3RD PARTY SALES	M/S.RAIN CEMENTS LTD.	Metered	Functional	30.09.2022	Mixed	-	-	-	X0661694	1000		6.06	
.592	Kurnool	0.440kv	DHONE	AUXILIARY CONSUMPTION	AUXILIARY CONSUMPTION	Metered	Functional	30.09.2022	Mixed	-	-	-				0.40	
.593	Nellore	132/33kv	Naidupet	132KVSS Dagadarthi	31.5MVA 132/33 kv Transformer#1	Metered	Functional	30.09.2022	Mixed	-	-	-	18117174	1600		3.76	
.594	Nellore	132/33kv	Naidupet	220KVSS Naidupeta	50MVA 132/33 kv Transformer#1	Metered	Functional	30.09.2022	Mixed	-	-	-	XE485966	3000		2.277037	
.595	Nellore	132/33kv	Naidupet	220KVSS Naidupeta	80MVA 132/33 kv Transformer#2	Metered	Functional	30.09.2022	Mixed	-	-	-	XE485970	2000		6.64	
.596	Nellore	132/33kv	Naidupet	220KVSS Naidupeta	80MVA 132/33 kv Transformer#3	Metered	Functional	30.09.2022	Mixed	-	-	-	XE485968	4000		0.54	
.597	Nellore	132/33kv	Naidupet	Adurpalle	16MVA 132/33 kv Transformer#1	Metered	Functional	30.09.2022	Mixed	-	-	-	KA905330	1000		3.23	
.598	Nellore	132/33kv	Naidupet	Adurpalle	16MVA 132/33 kv Transformer#2	Metered	Functional	30.09.2022	Mixed	-	-	-	KA905331	1000		3.27	
.599	Nellore	132/33kv	Naidupet	Adurpalle	16MVA 132/33 kv Transformer#3	Metered	Functional	30.09.2022	Industrial	-	-	-	AP903183	333.33		8.77	
.600	Nellore	Traction	Naidupet	Adurpalle	132KV Railway Traction	Metered	Functional	30.09.2022	Industrial	-	-	-	XC541883	500		6.28	
.601	Nellore	132/33kv	Naidupet	Allur	31.5MVA 132/33 kv Transformer#2	Metered	Functional	30.09.2022	Industrial	-	-	-	AP906683	2000		12.32	
.602	Nellore	132/33kv	Naidupet	Allur	50MVA 132/33 kv Transformer#1	Metered	Functional	30.09.2022	Mixed	-	-	-	XE411382	3000		11.84	
.603	Nellore	132/33kv	Naidupet	Anantha Sagaram	16MVA 132/33 kv Transformer#1	Metered	Functional	30.09.2022	Mixed	-	-	-	18129722	1000		6.52	
.604	Nellore	132/33kv	Gudur	Anantha Sagaram	25MVA 132/33 kv Transformer#2	Metered	Functional	30.09.2022	Mixed	-	-	-	18129720	2000		9.11	
.606	Nellore	132/33kv	Gudur	Atmakur (Nellore)	50MVA 132/33 kv Transformer#2	Metered	Functional	30.09.2022	Mixed	-	-	-	15462071	3000		-3.57129005	
.607	Nellore	132/33kv	Gudur	Atmakur (Nellore)	50MVA 132/33 kv Transformer#1	Metered	Functional	30.09.2022	Mixed	-	-	-	15462070	3000		-8.57	
.608	Nellore	Traction	Gudur	Brahmadevam	132KV Railway Traction	Metered	Functional	30.09.2022	Mixed	-	-	-	Q0308109	500		8.04	
.609	Nellore	132/33kv	Gudur	Brahmadevam	31.5MVA 132/33 kv Transformer#2	Metered	Functional	30.09.2022	Industrial	-	-	-	0	0		6.66	
.610	Nellore	132kv Fdr	Nellore Rurals	Brahmadevam	132kv Krishnapatnam Port	Metered	Functional	30.09.2022	Industrial	-	-	-	APMB6296	1000		6.59	
.611	Nellore	132/33kv	Nellore Rurals	Brahmadevam	31.5MVA 132/33 kv Transformer#1	Metered	Functional	30.09.2022	Mixed	-	-	-	AP906799	1600		12.53	
.612	Nellore	132kv Fdr	Nellore Rurals	Brahmadevam	132KV Penna Cements	Metered	Functional	30.09.2022	Mixed	-	-	-	0	0		9.78	
.613	Nellore	132/33kv	Nellore Rurals	Brahmadevam	50MVA 132/33 kv Transformer#3	Metered	Functional	30.09.2022	Mixed	-	-	-	XE411376	3000		40.47	
.614	Nellore	132/33kv	Nellore Rurals	Chendodu	50MVA 132/33 kv Transformer#1	Metered	Functional	30.09.2022	Mixed	-	-	-	15462368	3000		10.92	
.615	Nellore	132/33kv	Nellore Rurals	Chendodu	50MVA 132/33 kv Transformer#2	Metered	Functional	30.09.2022	Mixed	-	-	-	AP906760	3000		43.28	
.616	Nellore	132/33kv	Nellore Rurals	Gottiprolu	31.5MVA 132/33 kv Transformer#2	Metered	Functional	30.09.2022	Mixed	-	-	-	X1356421	2000		19.51	
.617	Nellore	132/33kv	Nellore Rurals	Gottiprolu	31.5MVA 132/33 kv Transformer#1	Metered	Functional	30.09.2022	Industrial	-	-	-	X1356417	1600		21.56	
.618	Nellore	132/33kv	Nellore Rurals	Guduru	16MVA 132/33 kv Transformer#3	Metered	Functional	30.09.2022	Industrial	-	-	-	15462042	333.33		10.60	
.619	Nellore	Traction	Gudur	Guduru	132 kv Guduru Rly. Traction#1	Metered	Functional	30.09.2022	Mixed	-	-	-	11075711	166.67		9.19	
.620	Nellore	Traction	Gudur	Guduru	132 kv Guduru Rly. Traction#2	Metered	Functional	30.09.2022	Mixed	-	-	-	11075734	166.67		6.77	
.621	Nellore	132/33kv	Gudur	Guduru	25MVA 132/33 kv Transformer#2	Metered	Functional	30.09.2022	Mixed	-	-	-	15462039	2000		9.52	
.622	Nellore	132kv Fdr	Gudur	Guduru	132KV Nelcast Ltd	Metered	Functional	30.09.2022	Industrial	-	-	-	AP910356	1000		7.70	
.623	Nellore	132/33kv	Gudur	Guduru	31.5MVA 132/11 kv Transformer#4	Metered	Functional	30.09.2022	Industrial	-	-	-	TSS03994	1000		15.87	
.624	Nellore	132/33kv	Gudur	Guduru	31.5MVA 132/33 kv Transformer#1	Metered	Functional	30.09.2022	Industrial	-	-	-	15462038	1600		17.95	
.625	Nellore	132/33kv	Gudur	Kallurupalli	31.5MVA 132/33 kv Transformer#1	Metered	Functional	30.09.2022	Industrial	-	-	-	18117175	1600		14.49	
.626	Nellore	Traction	Gudur	Kavali	132 kv Kavali Rly. Traction#1	Metered	Functional	30.09.2022	Mixed	-	-	-	12287772	333.33		14.90	
.627	Nellore	132kv Fdr	Kavali	Kavali	132 kv Kavali Rly. Traction#2	Metered	Functional	30.09.2022	Mixed	-	-	-	12287791	333.33		10.42	
.628	Nellore	132/33kv	Kavali	Kavali	31.5MVA 132/33 kv Transformer#1	Metered	Functional	30.09.2022	Mixed	-	-	-	15462380	1600		6.40	
.629	Nellore	132/33kv	Kavali	Kavali	50MVA 132/33 kv Transformer#2	Metered	Functional	30.09.2022	Industrial	-	-	-	TSS03425	3000		16.79	
.630	Nellore	132/33kv	Kavali	Kavali	50MVA 132/33 kv Transformer#3	Metered	Functional	30.09.2022	Industrial	-	-	-	KAU14957	3000		17.05	
.631	Nellore	132kv Fdr	Kavali	Krishnapatnam port SWS	Penna Cements 132KV at SWS	Metered	Functional	30.09.2022	Industrial	-	-	-	X1819052	1000		15.98	
.632	Nellore	132kv Fdr	Gudur	Manubolu	220KV SBQ Steels(Previously 132KV level)	Metered	Functional	30.09.2022	Mixed	-	-	-	0	0		15.31	
.633	Nellore	132/33kv	Gudur	Menakuru	50MVA 132/33 kv Transformer#1	Metered	Functional	30.09.2022	Mixed	-	-	-	AP906625	3000		6.65	
.634	Nellore	132/33kv	Gudur	Menakuru	31.5MVA 132/33 kv Transformer#2	Metered	Functional	30.09.2022	Mixed	-	-	-	AP906623	2000		4.06	
.635	Nellore	132kv Fdr	Gudur	Menakuru	132KV Hindustan National Glass Ind. Ltd.	Metered	Functional	30.09.2022	Mixed	-	-	-	AP912072	1000		19.33	
.636	Nellore	132kv Fdr	Gudur	Menakuru	132KV Green Tech Feeder	Metered	Functional	30.09.2022	Mixed	-	-	-	XC595020	250		17.54	







1.699	Nellore	33KV	NELLORE RURALS	OA		3F INDUSTRIES LIMITED	Metered	Functional	30.09.2022	Industrial	-	-	-	AP912085	666.66		0.95	
1.700	Nellore	132KV	NELLORE RURALS	OA		M/S. ADANI KRISHNAPATNAM PORT LTD.	Metered	Functional	30.09.2022	Industrial	-	-	-	APX00447	1000		2.38	
1.701	Nellore	132KV	NELLORE RURALS	OA		BRAKES INDIA PVT LTD	Metered	Functional	30.09.2022	Industrial	-	-	-	APX02337	1000		1.89	
	Nellore	11KV	NELLORE RURALS	OA		NELCAST LIMITED	Metered	Functional	30.09.2022					APX02557	1000		2.90	
	Nellore	0.440KV	NELLORE RURALS	AUXILIARY CONSUMPTION		AUXILIARY CONSUMPTION	Metered	Functional	30.09.2022								0.44	
.100 Total (MU)																6164.93	#####	
.100 Net input energy at DISCOM periphery (MU)																5941.69		

Color	Nellore	33KV															
	Nellore	0.440KV															
		Please enter feeder id and name or leave blank															
		Enter meter no or leave blank															
		Enter CT/PT ratio or leave blank															
0		Please enter numeric value or 0															
		Please select yes or no from list															
		Formula protected															

/We undertake that the information supplied in this Document and Pro-forma is accurate to the best of my knowledge and if any of the information supplied is found to be incorrect and such information result into loss to the Central Government or State Government or any of the authority under them or any

Authorised Signatory and Seal

  
 Name of Authorised Signatory: **CHIEF GENERAL MANAGER**  
 Name of the Office: **Quality Control & Energy Conservation**  
 Full Address: **APSPDCL :: TIRUPATI**

  
 Signature:-  
 Name of Energy Manager: **T. SOMASEKHAR**  
 Registration Number: **EA-7172**